TREES

OPEN AREA TREE INVENTORY AND RECOMMENDATIONS

CHESTERFIELD MEWS

FAIRFAX, VIRGINIA

Prepared by
JP Lange Consulting LLC 703-283-2338

Prepared for
Chesterfield Mews CUOA
c/o SCS Management
4840 Westfields Blvd # 160
Chantilly, VA 20153

November, 2017

JP Lange Consulting LLC
TREE PRESERVATION - DESIGN - PLANNING

CHESTERFIELD MEWS
OPEN AREA TREE INVENTORY AND RECOMMENDATIONS REPORT

TABLE OF CONTENTS

Section		Page
1	Narrative	
	Introduction	1
	Background and Methodology	1
	Evaluation Criteria	2
	Review of Species Composition	2
	Inventory Analysis	4
	Recommendations	5
	Priorities	6
	This Report As a Living Document	7
	En Masse Trees	7
	Trees Requiring Immediate Attention – As of this report's submission	9
2	Data Sheets - Tree Inventory	
3	Arboricultural Treatment Recommendations and On-going Record per Tree	
4	Maps	

Narrative

CHESTERFIELD MEWS
COMMON AREA TREE INVENTORY

INTRODUCTION

An inventory of open area trees was performed for the development known as Chesterfield Mews in Fairfax, Fairfax County, Virginia during the late summer and fall of 2017. The inventory was done so the home owner's association and management of Chesterfield Mews could develop a better understanding of issues with the open area trees, and how they can best provide for the maintenance of the trees going forward. All field work and reporting for this Inventory was done by JP Lange Consulting.

BACKGROUND AND METHODOLOGY

Chesterfield Mews is relatively small residential development consisting of 21 buildings with court-yard type town homes in a 1970s style architecture. The development sits along Route 50 approximately one mile east of Fairfax Circle, Virginia; and abuts County parkland and floodplain – both of which represent resource protections areas – on the other three sides. Hunters Branch flows near the western-most side of the Community, and Bear Branch flows along the eastern-most property line. There is common area at the community's perimeter which include the entrance signage, buffer areas, tennis courts and a playground, and smaller pockets of common area between the buildings. The topography of the site is such that there is drainage across the site generally from north to south, with approximately 36 feet of fall from near the entrance (at Route 50) to the south-eastern-most corner of the Community (within the floodplain of Bear Branch).

There are dozens of mature and maturing trees throughout the Community although the majority of the common area (including some areas under the canopies of the large trees) is managed turf. The parkland and floodplain neighboring properties are wooded.

The community has apparently had several (albeit mostly cursory) reviews of trees that are larger than the landscape maintenance company would normally handle within the past 10 years. These reviews were done with immediate arboricultural needs in mind and none of the information we reviewed appears to constitute an inventory. There does not appear to be a current management plan for trees. Several larger trees have died, and a number of these have become hazards. A few of the hazards have been removed by contractors in the weeks just prior to the inventory done by JP Lange Consulting, and there appears to be much more work needed. JP Lange Consulting was asked to perform a Level II inventory of the trees such that the association could respond to the immediate arboricultural needs not already addressed, and then develop a plan for short and long-term maintenance going forward.

The most recent Fairfax County land survey and land records were used as a base for the maps used in this report and additional information was overlaid to provide a better understanding of each tree's location and growing conditions. Information was gathered for each tree surveyed, and that data was then compiled to create a working plant list and condition analysis.

The bulk of the data for the inventory was gathered through a non-instrument pedestrian survey. Soil samples were taken in areas where trees seemed to be doing poorly, and older soil data was reviewed as a means to better analyze current conditions. Individual unit owner and outside influences were also noted. There are wood lots and groups of trees not within the survey area – essentially trees at the perimeter of the community – and information was gathered relative to disease and pest vectors and their influence on surveyed trees.

The gathered information for each tree was assembled into a matrix indicating the identified species (by most frequently-used common name), tree size (dbh, or diameter taken 4-1/2' off the ground, rounded to the nearest inch), perceived tree condition, environmental influences, and infrastructure impacts. The minimum diameter for a tree within the survey is 6", although other trees were included if we thought they were significant. The approximate location of each tree was identified on the accompanying set of maps. Most of the trees are in high-enough visibility areas that individual tree tags were deemed unnecessary. There should be little or no doubt as to where any given individual tree within the matrix is located, and tags can often cause damage that is unnecessary. Any maintenance plan or recommended arboricultural treatment should be accompanied by the location map such that the maps can be used as a running record of maintenance activity. There may be some private trees included in the survey, but for purposes of maintenance plans, these can be ignored.

EVALUATION CRITERIA

Each tree was evaluated using three major criteria: Species, Condition, and Health. *Species* evaluation is based on our experience with trees of the type identified in the landscape industry and as arborists. A major factor that affects Species rating is a tree's native status. Another is the species' history of success in the modern landscape. Native trees are often expected to perform more admirably than trees that are not native. Introducing non-native trees to a stable environment can upset that stability, inadvertently introduce pests and diseases, or cause a shift in habitat that can affect animal populations. Some tree species – native or not – have habits that may make them ill-suited for use near buildings or in someone's front yard. *Condition* includes a measure of a tree's structural integrity, overall size, shape, and specific habit, a measure of the root zone stability, and identification of physical impacts. *Health* includes a measure of a tree's state relative to pest and disease resistance, active disease and pest issues, measures of bud and leaf set, and specific environmental stability.

REVIEW OF SPECIES COMPOSITION

463 individual trees were identified as part of this inventory. Many are native or naturalized (non-native) deciduous and evergreen trees, and a majority of the trees surveyed would be considered medium to large canopy or understory type trees according to *The Manual of Woody Landscape Plants, 5th Edition* (Dirr, 1998, and as updated). The species breakdown of individually and group-surveyed trees follows.

SPECIES COMPOSITION

Species	Quant. Surveyed
DECIDUOUS CANOPY	
Red Oak	24
White Oak	27
Pin Oak	9
Willow Oak	25
Swamp White Oak	4
Southern Red Oak	1
Chestnut (Basket) Oak	
Sawtooth Oak	
Black Oak	
Bur Oak	
Blackjack Oak	
Red Maple	66
Sugar Maple	22
Silver Maple	3
Norway/Sycamore Maple	6
Tulip Poplar	14
Hickory	8
Black Cherry	2
Black Tupelo (Black Gum)	5
Sweetgum	9
Beech	
Sycamore	8
Walnut	
American Elm / Chinese Elm	1
Hackberry	
Zelkova	1
Willow	
Baldcypress	
Dawn Redwood	
Ash (Green, Blue, White)	8
Black Locust	
EVERGREEN UNDERSTORY	
Foster's Holly	1
Southern Magnolia	2
Virginia Pine	19
Hemlock	3

Species	Quant. Surveyed
LARGE EVERGREEN	
White Pine	34
Loblolly Pine	4
Austrian Pine	
Spruce	7
American Holly	6
Douglasfir	1
Leyland Cypress	15
Eastern Redcedar	6
Arborvitae	10
Cryptomeria	
DECIDUOUS UNDERSTORY	
Honeylocust	
River Birch	13
Dogwood (Flowering, Kousa)	27
Ornamental Cherry/Plum	15
Redbud	9
Crapemyrtle	19
Ironwood (Hornbeam)	
Japanese Maple	8
Littleleaf Linden	3
Sweetbay Magnolia	1
God-forsaken Bradford Pear	7
Crabapple	1
Hedge Maple	
Carolina Silverbells	
Mulberry	3
Paulownia	3
Catalpa	
Ailanthus	1
SUMMARY	
CANOPY DECIDUOUS	244
LARGE EVERGREEN	83
UNDERSTORY DECIDUOUS	110
UNDERSTORY EVERGREEN	25
DEAD	1
TOTAL (462 live and 1 dead)	463

Inventory sheets follow the Inventory Analysis, Priorities and Recommendations.

INVENTORY ANALYSIS

COMPOSITION

Just over half of the trees (53%) are medium to large canopy trees. Approximately 23% are evergreens, and just under 24% are understory or flowering trees. At first glance, this may seem a bit canopy tree-heavy, but a number of the canopy species individuals are not large enough to provide canopy just yet, and most of the trees surveyed were near the wooded edge or in the open (turf areas) where understory would not factor in as much.

Species diversity does not appear to be a major issue within the Community, and this would make sense given that the majority of the common area trees are not landscape trees, but trees left in place when the Community was built *or* native trees planted as part of the original landscape plan. Species diversity is a good thing, and the typical subdivision being built today uses a limited number of species in the landscape and along the streets. To avoid monoculture in the designed landscape, no more than 30% of a tree type should be any one genus (Maple, genus *Acer* for example) and no more than 20% of any tree type should be one species (such as Red Maple, *Acer rubrum*). The most common genus is Oak (*Quercus*), making up 19% of the overall tree population. Of the Oaks, White Oak is most common at 6% overall. Oaks also have the greatest number of species represented (6). Maple (*Acer*) makes up 8% of the overall population.

CANOPY COVERAGE

Most of the common area within Chesterfield Mews is not tree-covered (individual stems), but due to the canopy spread of the larger mature canopy trees – some have canopy coverage of over 1,500 square feet – canopy coverage overall is approximately 50%.

GENERAL CONDITION

Overall, the condition of the common area trees within Chesterfield Mews would have to be considered fair to good. Canopy within the wooded areas at the Community's perimeter is reasonably sound and appears to be fairly continuous even up to the edges at any interface with the Community's open areas. The understory is consistent with what one would expect in a wooded area in this location and climate, but it is not without issues. The small patches of non-cultivated trees within the community are also fairly sound.

Wild Grape Vine, Poison Ivy, Bamboo, and other non-natives are among the weeds that have overgrown or are starting to overgrow the native vegetation in the understory. The Bamboo is particularly bad at the western-most end of the Community. Invasive plants have caused serious damage to the viability of some of the larger trees. Within the County park land, there has been some invasive management, but the interface between the parkland and Chesterfield Mews is not fairing well with impacts from both sides.

Green Ash (*F. pennsylvanica*) has all but been wiped out by Emerald Ash Borer (EAB). Given the geographical extent of EAB, most professionals within the industry have come to understand that Green Ash is not likely to be a viable species in the landscape or in any native setting until the insect is controlled or (truly) resistant varieties are developed. Bacterial Leaf Scorch (BLS) has started to cause damage in the Red and White Oaks. This disease mostly affects Oaks, but can commute to other species given time and depending on the overall health of the tree infected. It may be impractical to treat for it in the woodland and native trees, but some of the landscape trees of those species the disease favors could be treated if they show signs of leaf flagging or browning.

As is the case throughout Northern Virginia – and to be honest, anywhere that we have built houses right up against any woodlot – the most significant impact to the health of the trees has been us... people. While doing the field work for the tree inventory, I could not go more than 25' along the entire perimeter of the community without seeing large piles of grass clippings, woody debris from home-owners landscape maintenance, storage of building materials and equipment, discarded plants, or simply piles of trash. As opposed to using the woods' edge as a depository of debris, we should do what we can to extend the woods into areas where trees have long since been taken away, or where they may have never grown.

Adding to the tree line or extending the woods into some of the unused open areas would, of course mean dealing with the heavily compacted soils that exist wherever turf has been the ground cover for any length of time. Aeration, cultivation, and/or soil conditioning would be required if we expect anything besides grass to grow.

GENERAL RECOMMENDATIONS

A majority of the recommendations relative to individual tree care are shown as part of the matrix. A separate list of the highest priority work – those trees which are or could be hazards – has been submitted to the Community prior to the submission of this report. Any recommendations listed herein should be checked immediately prior to enactment. Field conditions can change rather quickly and distinctly, and we want to be as efficient and as effective as possible when maintaining any part of the common area landscape. Trees shown as 'Hazard' should be removed as soon as possible to reduce liability and protect property. The trees that could be considered hazards are listed as such in the Inventory Matrix.

For non-hazards, attention should be given to higher visibility areas. It would not be a stretch to say that the entire perimeter of the property is in need of maintenance. Maintenance, in this case, may include a number of things:

- Maintenance pruning, including dead-wooding and hazard pruning for trees within 25 feet of any building;
- The removal of invasive vines and non-native perennials:
- The adjustment of any mulching issue, and;
- Clean-up of trash and debris that is piling up within the canopy of the narrow wooded areas that are at the perimeters but still within the bounds of the community.

Clean-up could be limited in scope, but should be considered medium to high priority. Woods edge clean-up is probably the best opportunity for stewardship. The individual homeowners – many of which have had a heavy hand in the diminishing quality of the aesthetics of the woods edge – can have as heavy a hand in the clean-up. As opposed to spending great sums of money for a landscape maintenance company to remove trash, woody debris, and other material from the woods edge, the homeowners can be encouraged to take a weekend and provide for the aesthetics and physical soundness of *their* community.

PRIORITIES

It would be useful to prioritize the trees requiring some type of treatment. Priorities are indicated in their order of importance in the following table, and these correspond to the priorities in the Recommendations Matrix.

PRIORITY	CONDITION/SITUATION	RECOMMENDATION	# TREES
1	Hazard / potential hazard – dead, unsound, diseased, other	Remove immediately/asap	20
2	Pot hazard parts, interference w/ bldg, poor structure, other	Prune asap	24
3	Disease / pest / nutrient / structure / deadwood issues	Prune, treat, cultivate	124
4	Poor quality, non-desirable, non-native	Remove and Replace	18
5	Fair to good health and condition	No immediate maintenance req'd	277

Priority 1 is for the most part dead/dying and hazard trees. The dead and dying trees are fairly self-explanatory. They are scattered throughout the development, and for the most part constitute hazards that should be removed immediately. The most likely or common targets for any of the dead and dying trees to be removed should they fail catastrophically are the front and rear courtyards of the nearest individual home. Not all the dead trees pose an immediate threat to property, and any tree that isn't a threat can be moved down the priority list. Particularly hazardous parts of trees – co-dominant leaders or heavy deadwood – may be put in Priority 1.

Priority 2 trees include those trees which by virtue of extremely poor structure, habit, pest infestation, dangerous interference with buildings, or other issue have been deemed a potential hazard and should therefore be addressed as soon as is practical. Targets for these trees include cars, playground equipment, houses, and/or private yards.

Priority 3 trees include those trees which by virtue of poor structure, habit, pest infestation, improper cultivation, lesser interference with some aspect of the infrastructure of the community such street lights, fences, gutters, drainage, or other issue have been deemed problematic. The pruning of branches away from street lights, for example, can affect visibility at intersections and along streets. Addressing "volcano mulching" would also fall into Priority 3. These trees should be addressed as maintenance schedules allow, and may move up the Priority list as conditions change.

Priority 4 trees are those that do not provide benefit in their current location. The lack of benefit may be due to their being an undesirable species; or it may be because of advanced age, improper location, past pruning methodology, or other factor. They should be removed as maintenance schedules allow.

Priority 5 trees are those which do not necessarily require any immediate care or treatment. They appear to be sound, healthy, and of good structure. They seem to fit into the overall landscape well, and are probably native or naturalized.

LIVING DOCUMENT AND ON-GOING TREE CARE

The recommendations in this report ae based on the conditions current to the date of this report. It is recommended that the trees surveyed herein be reviewed on a regular basis – if not in their entirety, then in part – to allow for changes in each tree's status based on changes in site conditions, age, incidental impacts, or other factors.

Changes in any tree's status can be noted on the Recommendations sheets in the columns next to the Recommendations and Priorities or as entries on supplemental sheets. Noting such changes will allow for this report to function as a living document and provide for on-going maintenance of the community's common area trees.

EN MASSE TREES

These trees were evaluated collectively since they are grouped together on site, and they have similar cultural requirements. See the Map Set for area and building designations.

Area A, near Bldg 2, between Guysburough Drive and Colchester Brook Lane just south of Arlington Boulevard. This small patch of trees is in fair to good condition, and has been underplanted with native and naturalized perennials. The ground plane is otherwise undisturbed, and there does not appear to be problematic erosion or slumping. The trees nearest the building may require some dead-wooding in a few years. The trees are a mix of hardwoods and evergreens.

Area B, between Bldgs 6, 7, and 10. These trees are among the more vigorous on the site, and have been cultured (managed) to a higher degree than other individual trees or groups of trees. Drainage ways have been woven down through them and then as far as the park land, although water tends to collect in the lower end of this area during heavier rains. Some of the trees have had work done to remove dead-wood or correct habit. There is a mix of Oaks and Maples with Sweetgum and Sourwood in association.

Area C, behind Building 1 near the property line shared with the new development. This area can barely be called "wooded". It is perhaps better termed "derelict undisturbed". It appears to have been used as a dumping ground by the previous neighboring land use – a retail nursery; and then trampled heavily during the construction of the massive privacy fence for the more recent neighboring land use – a row of over-sized single-family homes. The largest trees in this area are heavily damaged, of poor structure, or are over-run with invasive vines.

Area D, along the fence line/property line between Chesterfield Mews and the new single family homes near Buildings 13 and 14. See the notes for Area C. The trees that are left in this area are in

poor to fair condition, and have been for some time subject to dumping, invasive bamboo overgrowth, and neglect. The trees nearest the buildings – ie: furthest from the construction zone for the fence – are fairing the best, although a group of Leylands near a large on-site storm drain headwall are in very poor condition.

Area E, an area near the north end of Building 17 that was apparently decimated by the construction activity associated with the row of new single family. The area beyond the property line and within the flood plane for Bear Branch has been replanted with whip-sized trees in an apparent attempt to replace the forest. The tees that have been left behind within the boundaries of Chestefield Mews are in poor condition overall. It is a mix of hardwoods including Maple, Locust, and Elm.

Area F is essentially the edge of the flood plane for Bear Branch and the boundary of Chesterfield Mews. It runs from Building 17 past Building 20 and the tennis court area. Only the trees at or above the grade break appear to be on Chesterfield Mews property. The trees along this property line are over run with invasive vines and other non-native woody plants, but appear to be generally vigorous otherwise. It is a mix of hardwoods including Oak, Maple, Sycamore, Elm, Sweetgum and others. There are also Eastern Redcedars in the understory.

Area G is between the tennis court area and the County-owned storm water management area behind Building 21. The trees are in a bottomland/flood plane area that is low and apparently typically wet. The area appears to have been graded to allow water to release slowly toward Bear Branch. The trees are generally in fair condition, although there are a few that are not faring well. The most vigorous trees appear to be the Maples, but there are Sycamore and Sweetgum in association.

TREES WITHIN THE COMMUNITY REQUIRING ATTENTION

This information was provided prior to the submission of this report, but is produced here as a record for any tee work done pursuant to this Inventory.

October, 2017

Priority 1 - Trees Requiring Immediate Attention

#	Diam	Tree	Issue	Recommended Action
1	5"	Virginia Pine	Poor Condition, Lean	Remove ASAP
2	5"	Virginia Pine	Poor Condition, Lean	Remove ASAP
3	12"	Virginia Pine	Poor Condition, Lean	Remove ASAP
4	14"	Green Ash	Dead	Remove ASAP
5	12"	Green Ash	Dead	Remove ASAP
6	10"	Green Ash	Dead	Remove ASAP
7	15"/13"	(twin) Green Ash	Dying	Remove ASAP
8	19"	Green Ash	Dying	Remove ASAP
9	11"	Dead	High risk of property damage	Remove ASAP
10	26"	Pin Oak	Large deadwood over road	Prune Immediately
11	16"	Red Maple	Dying, lean to neighbor prop	Remove ASAP
12	7"	Red Maple	Poor Form, Structure	Remove ASAP
13	30"	Green Ash	Dying, Weight Over bldg.	Remove ASAP
14	12"	Sweetgum	Disease, poor structure	Remove ASAP

Notes

1. This work should be done as soon as possible to prevent damage to property or persons.
2. The stumps of high visibility trees should be ground out; all woody debris should be hauled off site.
3. Map numbering is specific to trees requiring immediate or recommended attention.

Inventory Sheets

JP Lange Consulting LLC
TREE PRESERVATION - DESIGN - PLANNING

Woody Landscape Plant Inventory - Trees

Date: Summer, Fall 2017
Personnel: JPL
Project: Chesterfield Mews

			EVALUATION CRITERA					
	dbh	Common Name	Species	Cond	Health	Recom	Priority	Notes
1	12	Red Maple	5	4	3		5	
2	15'	ht Fosters Holly	5	3	3		5	Multiple lead form
3	15'	ht Crape Myrtle	3	3	3		5	
4	6	Red Maple	5	4	3		5	
5	14/16	twin Sweetgum	3	2	3		5	poor but sustainable strt, root damage
6	12	Virginia Pine	2	3	3		5	Most VP on site are a bit one-sided
7	12	Virginia Pine	2	3	3		5	
8	8	Virginia Pine	2	3	3		5	
9	4	Arborvitae	4	3	3		5	
10	11	Virginia Pine	2	3	3		5	
11	m	2/2/3 Eastern Hemlock	5	2	3		5	form ok for now, watch
12	12	Tulip Poplar	3	4	4		5	
13	19	Tulip Poplar	3	3	4		5	
14	6	Tulip Poplar	3	4	4		5	
15	12	Tulip Poplar	3	3	3		5	spiked before? several marks on trunk
16	2	Flowerinig Dogwood	5	4	4		5	
17	10	Virginia Pine	2	3	3		5	
18	8	Black Gum	5	3	4		5	a little one-sided
19	6	Black Gum	5	3	4		5	
20	17	Red Oak	5	1	0	R	1	marked for removal
	10	Virginia Pine	2	3	3		5	
22	4	Swamp White oak	5	4	4		5	
23	12	Virginia Pine	2	3	3		5	
24	11	Virginia Pine	2	3	3		5	
25	9/7	twin Eastern Hemlock	5	2	4		5	
26	10	Sweetgum	3	4	4		5	
27	5	Virginia Pine	2	0	0	R	1	dead; rem & repl
28	5	Virginia Pine	2	3	3	R	1	
29	12	Virginia Pine	2	3	3		5	
30	6	Black Gum	5	3	3		5	
31	15	Tulip Poplar	3	3	3		5	
32	12	Virginia Pine	2	3	3		5	
33	12'	ht Flowering Dogwood	5	4	4		5	
34	4	Eastern Hemlock	5	3	3		5	
35	4	Flowerinig Dogwood	5	3	3		5	
36	28	Red Oak	5	2	2	P	3	Deadwood, balance crown
37	5	Black Gum	5	4	4		5	
38	5	Black Gum	5	4	4		5	
39	9	Red Maple	5	4	4		5	
40	9	Tulip Poplar	3	4	4		5	

Eval Crit - Species - native HW score highest, non-natives and undesirable trees score lowest; Cond - condition includes , structure, form, apparent root zone; Health - Prelim disease and pest evaluation; all are rated 1 - 5.

Recom - Recommendations incl Pruning (P), Preservation (S), Removal (R), Cultivation (C)

Priority - 1 is the highest priority (work to be done asap), other values discussed w/in Report.

sht ____/____

JP Lange Consulting LLC
TREE PRESERVATION - DESIGN - PLANNING

Woody Landscape Plant Inventory - Trees

Date: Summer, Fall 2017
Personnel: JPL
Project: Chesterfield Mews

			EVALUATION CRITERA					
	dbh	Common Name	Species	Cond	Health	Recom	Priority	Notes
41	38	Red Oak	5	3	3	P	3	deadwood (dw)
42	7	White Oak	5	4	4		5	
43	5	Virginia Pine	2	0	0	R	2	dead
44	5	Virginia Pine	2	1	2	R	2	dead
45	8	Virginia Pine	2	2	3		5	
46	8	Virginia Pine	2	2	3		5	
47	7	Virginia Pine	2	2	3		5	
48	11	Virginia Pine	2	2	3		5	
49	12	Virginia Pine	2	1	2	R	1	severe lean,
50	14	Sweetgum	3	3	3		5	
51	13	Red Maple	5	2	2	P	3	dw,
52	17	Sycamore	3	3	3	P	3	dw,
53	9	Creabapple	3	3	3	P	3	dw,
54	28	White Oak	5	4	5		5	
55	16	White Oak	5	3	4	P	3	dw,
56	6	Red Maple	5	4	4		5	
57	10	White Oak	5	4	4		5	
58	15	Red Maple	5	4	4	P, C	3	dw, treat borers, possible spike wounds
59	15	White Pine	5	3	3		5	
60	13	White Pine	5	3	3		5	
	12	White Pine	5	3	3		5	
62	17	Red Oak	5	2	2	P, C	3	dw, borers, watch, in decline
63	6	Swamp White Oak	5	4	4		5	
64	6	Red Maple	5	1	1	R	1	
65	11	Hickory	5	4	4		5	
66	29	White Oak	5	4	4		5	
67	11	White Pine	5	3	3		5	
68	12	White Oak	5	4	4		5	
69	9	White Oak	5	4	4		5	
70	12	White Pine	5	3	3		5	
71	8	White Pine	5	3	3		5	
72	28	Red Oak	5	3	3		5	
73	12	White Oak	5	4	4		5	
74	8	Red Maple	5	2	3		5	
75	8	White Pine	5	3	3		5	
76	16	Red Maple	5	3	4		5	
77	18	Red Oak	5	4	4		5	looks to have been spiked
78	27	Willow Oak	5	4	4		5	looks to have been spiked
79	8	White Pine	5	4	4		5	
80	12	Swamp White Oak	5	4	4		5	

Eval Crit - Species - native HW score highest, non-natives and undesirable trees score lowest; Cond - condition includes , structure, form, apparent root zone; Health - Prelim disease and pest evaluation; all are rated 1 - 5.

Recom - Recommendations incl Pruning (P), Preservation (S), Removal (R), Cultivation (C)

Priority - 1 is the highest priority (work to be done asap), other values discussed w/in Report.

sht ____/____

JP Lange Consulting LLC
TREE PRESERVATION - DESIGN - PLANNING

Woody Landscape Plant Inventory - Trees

Date: Summer, Fall 2017
Personnel: JPL
Project: Chesterfield Mews

			EVALUATION CRITERA					
	dbh	Common Name	Species	Cond	Health	Recom	Priority	Notes
81	7	White Oak	5	4	4		5	
82	28	White Oak	5	4	4		5	
83	20	Red Oak	5	3	4		5	
84	13	White Oak	5	4	4		5	
85	8	White Oak	5	2	4		5	
86	32	Red Oak	5	3	4		5	
87	14	White Oak	5	3	4		5	
88	8	White Oak	5	5	4		5	
89	16	White Oak	5	4	4		5	
90	14	Green Ash	1	0	0	R	1	
91	12	Green Ash	1	0	0	R	1	
92	20	Tulip Poplar	3	3	3		5	
93	14	Tulip Poplar	5	2	2	P	3	
94	15	River Birch	5	2	3		5	
95	10	Green Ash	1	0	0	R	1	
96	14	Red Maple	5	2	3	P	3	
97	14	Tulip Poplar	3	3	3	P	2	remove dead pole at base
98	29	White Oak	5	2	2	R	1	too many issues to put money into it
99	20	Red Oak	5	3	3	P	2	take weight off bldg side
100	15	Green Ash	1	0	0	R	1	
[illegible]	15/13	Green Ash	1	1	1	R	1	
102	20	Sycamore	3	3	3	C	3	
103	15	Yoshino Cherry	3	3	3	P	3	
104	11	Yoshino Cherry	3	0	0	R	1	
105	12	Loblolly Pine	3	2	3		5	
106	m	Japanese Maple	4	4	4		5	
107	m	Japanese Maple	4	4	4		5	
108	30	Sycamore	3	3	3		5	
109	m	Crapemyrtle	3	3	3	P	3	
110	27	White Pine	5	4	3		5	
111	m	Japanese Maple	4	4	5		5	
112	19	White Pine	5	3	3		5	
113	19	Green Ash	1	1	1	R	1	
114	16	Tulip Poplar	3	3	3	P	3	
115	19	Red Maple	5	3	3	P	3	
116	19	Tulip Poplar	3	4	4	P	3	
117	14	Red Maple	5	3	2	P, C	3	watch the open wound at base
118	20	Tulip Poplar	3	3	3	P	3	
119	19	Red Maple	5	2	4	C	2	chop girdling roots less than 2" diam
120	m	Sweetbay Magnolia	5	5	5	P	3	

Eval Crit - Species - native HW score highest, non-natives and undesirable trees score lowest; Cond - condition includes [illegible], structure, form, apparent root zone; Health - Prelim disease and pest evaluation; all are rated 1 - 5.

Recom - Recommendations incl Pruning (P), Preservation (S), Removal (R), Cultivation (C)

Priority - 1 is the highest priority (work to be done asap), other values discussed w/in Report.

sht ____/____

JP Lange Consulting LLC
TREE PRESERVATION - DESIGN - PLANNING

Woody Landscape Plant Inventory - Trees

Date: Summer, Fall 2017
Personnel: JPL
Project: Chesterfield Mews

			EVALUATION CRITERA					
	dbh	Common Name	Species	Cond	Health	Recom	Priority	Notes
121	m	2 - 4" Crape Myrtle	4	5	5		5	
122	6	Japanese Maple	4	3	4	P	3	EVEN OUT THE CROWN
123	7	Flowering Dogwood	5	4	3		5	
124	7	Flowering Dogwood	5	4	3		5	
125	m	5 - 8" Japanese Maple	4	4	4		5	nice Sango Kaku
126	14	Red Maple	5	4	4	P	3	deadwood (dw)
127	trip	4 - 9" Red Maple	5	2	3		5	
128	17	Willow Oak	5	4	4	P	3	dw
129	29	Willow Oak	5	4	4	P	3	dw
130	27	Willow Oak	5	4	4	P	3	dw
131	8	Redbud	5	2	2	C	3	treat lrg wound in trunk
132	29	Willow Oak	5	3	4	P	3	dw
133	4	Kousa Dogwood	5	4	4		5	
134	28	Willow Oak	5	4	4	P	3	dw
135	29	Willow Oak	5	4	5	P	3	dw
136	33	Red Oak	5	3	4		5	appears to be sitting on a rock
137	30	Willow Oak	5	2	3	P	3	dw
138	29	Willow Oak	5	3	3	P	3	dw
139	7	Kousa Dogwood	5	4	4		5	
140	27	Willow Oak	5	3	4	P	3	dw
[illegible]	20	Willow Oak	5	4	4	P, C	3	dw, girdling roots
142	tw	16/15" Red Maple	5	2	2	P, C	3	rem. wires; pot. cable candidate
143	8	Red Maple	5	3	4		5	
144	5	Red Maple	5	2	2	R	4	upkeep not worth it
145	9	Red Maple	5	1	2	R	4	in severe decline
146	10	Red Oak	5	4	4		5	
147	8	Red Maple	5	1	2	R	4	
148	8	Red Oak	5	3	3		5	
149	9	Red Oak	5	2	3		5	poor structure
150	tw	11/5/Red Oak	5	2	3		5	
151	5	American Holly	5	4	5		5	
152	15	Willow Oak	5	3	3		5	
153	20	White Oak	5	4	4	P	3	dw
154	5	White Oak	5	4	4		5	
155	9	Hickory	5	4	4		5	
156	4	Eastern Redcedar	5	3	3		5	
157	12	Hickory	5	4	4	P	3	dw
158	12	White Oak	5	4	4	P	3	dw
159	10	Hickory	5	4	4	P	3	dw
160	26	Red Oak	5	3	3	P	3	dw

Eval Crit - Species - native HW score highest, non-natives and undesirable trees score lowest; Cond - condition includes [illegible], structure, form, apparent root zone; Health - Prelim disease and pest evaluation; all are rated 1 - 5.

Recom - Recommendations incl Pruning (P), Preservation (S), Removal (R), Cultivation (C)

Priority - 1 is the highest priority (work to be done asap), other values discussed w/in Report.

sht ____/____

JP Lange Consulting LLC
TREE PRESERVATION - DESIGN - PLANNING

Woody Landscape Plant Inventory - Trees

Date: Summer, Fall 2017
Personnel: JPL
Project: Chesterfield Mews

			EVALUATION CRITERA					
	dbh	Common Name	Species	Cond	Health	Recom	Priority	Notes
161	5	Hickory	5	5	5		5	
162	7	Swamp White Oak	5	4	4		5	
163	13	White Oak	5	4	4		5	
164	5	White Oak	5	4	4		5	
165	7	Red Maple	5	0	0	R	4	dead
166	16	White Oak	5	4	3		5	
167	22	White Oak	5	3	3		5	
168	5	Red Maple	5	0	0	R	4	dead
169	9	Eastern Redcedar	5	3	3		5	
170	12	White Oak	5	3	3		5	
171	9	Southern Red Oak	5	3	3	P	3	deadwood (dw)
172	10	Red Maple	5	1	2	R	4	
173	11	dead	0	0	0	R	1	hazard
174	13	White Oak	5	4	4		5	
175	8	Hickory	5	3	3		5	
176	tw	6/7 Black Cherry	3	2	2		5	
177	15	Red Maple	5	2	3	P	3	dw, even out crown
178	m	3 - 9" Japanese Maple	4	2	2		5	
179	19	Yoshino Cherry	3	2	3	P	3	crown clean (cc), reduce by 10%
180	27	Red Maple	5	3	3	P	3	dw
	m	3 - 9" Japanese Maple	4	4	4		5	
182	17	Red Maple	5	2	3	P	3	dw
183	29	Red Oak	5	4	4		5	
184	19	White Pine	5	2	2		5	
185	16	White Pine	5	3	3		5	
186	27	White Pine	5	3	3		5	
187	10	Mulberry	2	3	3		5	
188	4	American Holly	5	5	4		5	
189	17	Red Maple	5	2	3		5	
190	20	White Oak	5	3	4		5	
191	4	American Holly	5	2	3		5	
192	8	American Holly	5	3	3		5	
193	12	Red Maple	5	2	3		5	
194	18	Silver Maple	2	3	3	P	3	dw
195	8	Yoshino Cherry	3	3	3	P	3	cc
196	11	Black Cherry	2	3	3		5	
197	8	Douglasfir	5	3	3		5	
198	12	Willow Oak	5	2	3	R	1	very poor conditon
199	tw	8/8" Red Oak	5	2	2	P	3	dw
200	17	Pin Oak	4	3	3	P	3	dw

Eval Crit - Species - native HW score highest, non-natives and undesirable trees score lowest; Cond - condition includes , structure, form, apparent root zone; Health - Prelim disease and pest evaluation; all are rated 1 - 5.

Recom - Recommendations incl Pruning (P), Preservation (S), Removal (R), Cultivation (C)

Priority - 1 is the highest priority (work to be done asap), other values discussed w/in Report.

sht ____/____

JP Lange Consulting LLC
TREE PRESERVATION - DESIGN - PLANNING

Woody Landscape Plant Inventory - Trees

Date: Summer, Fall 2017
Personnel: JPL
Project: Chesterfield Mews

			EVALUATION CRITERA					
	dbh	Common Name	Species	Cond	Health	Recom	Priority	Notes
201	17	Sycamore	3	3	3		5	
202	16	Flowering Dogwood	5	3	3		5	
203	m	3" Flowering Dogwood	5	3	3		5	
204	13	Sycamore	3	3	3		5	
205	m	3 - 4" Crapemyrtle	4	3	3		5	
206	8	Loblolly Pine	3	1	3		5	
207	m	4" Crapemyrtle	4	3	3		5	
208	26	Sycamore	3	3	3		5	
209	30	White Pine	5	1	3		5	
210	24	White Pine	5	3	2		5	
211	tw	28" Tulip Poplar	3	2	3		5	
212	38	Sycamore	3	3	4		5	
213	14	Southern Magnolia	55	2	3		5	
214	14	Yoshino Cherry	3	2	3		5	
215	m	3 - 6" Burford Holly	5	2	3		5	
216	m	3 - 4" Crapemyrtle	4	3	3		5	
217	7	Flowering Dogwood	5	3	4		5	
218	8	Loblolly Pine	3	2	2		5	
219	m	3 - 4" Crapemyrtle (18 stems)	4	3	3		5	
220	6	Flowering Dogwood	5	3	3		5	
	12	Sycamore	3	3	3		5	
222	38	Red Oak	5	3	4	P	3	deadwood (dw)
223	30	Red Maple	5	3	4	P, C	3	dw, rem vines
224	3	Yoshino Cherry	3	3	3		5	
225	18	White Pine	5	4	4		5	
226	18	White Pine	5	4	4		5	
227	7	Redbud	4	3	3	P	3	dw
228	6	Redbud	4	3	3	P	3	dw
229	6	Redbud	4	3	3		5	
230	6	Red Maple	5	2	3		5	
231	3	Redbud	4	4	5		5	
232	20'	ht Arborvitae	5	5	5		5	
233	20'	ht Arborvitae	5	5	5		5	
234	20'	ht Arborvitae	5	5	5		5	
235	20'	ht Arborvitae	5	5	5		5	
236	20'	ht Arborvitae	5	5	5		5	
237	m	6 - 12" Redbud	4	2	2		5	
238	3	Redbud	4	3	4		5	
239	27	White Pine	5	4	4		5	
240	35	White Pine	5	2	3		5	

Eval Crit - Species - native HW score highest, non-natives and undesirable trees score lowest; Cond - condition includes , structure, form, apparent root zone; Health - Prelim disease and pest evaluation; all are rated 1 - 5.
Recom - Recommendations incl Pruning (P), Preservation (S), Removal (R), Cultivation (C)
Priority - 1 is the highest priority (work to be done asap), other values discussed w/in Report.

sht ____/____

JP Lange Consulting LLC
TREE PRESERVATION - DESIGN - PLANNING

Woody Landscape Plant Inventory - Trees

Date: Summer, Fall 2017
Personnel: JPL
Project: Chesterfield Mews

			EVALUATION CRITERA					
	dbh	Common Name	Species	Cond	Health	Recom	Priority	Notes
241	3	Red Maple	5	4	5		5	
242	17	Red Maple	5	3	3		5	
243	40	Willow Oak	5	4	4	C	3	girdling roots
244	17	White Pine	5	2	2		5	
245	30	White Pine	5	3	3		5	
246	12	Bradford Pear	0	2	2	R	4	
247	22	White Pine	5	4	4		5	
248	30	White Pine	5	3	3		5	
249	30	Red Oak	5	4	4	P	3	
250	31	Willow Oak	5	3	3		5	
251	36	Willow Oak	5	3	3		5	
252	12	Bradford Pear	0	2	3	R	4	
253	19	Red Maple	5	2	3		5	twin-like; eventual cable prospect
254	12	Red Maple	5	3	3		5	
255	m	4 - 6" Flowering Dogwood	5	3	3		5	
256	14	Spruce	5	3	3		5	
257	26	Pin Oak	4	3	3	P	1	deadwood over sidewalk
258	6	Norway Maple	1	3	3		5	
259	m	3 - 6" Yoshino Cherry	3	3	4	P	3	deadwood (dw)
260	2	Willow Oak	5	5	5		5	
	27	White Pine	5	2	3		5	
262	tw	6 - 10" Redbud	4	3	3	P	3	dw
263	8	Leyland Cypress	4	3	3		5	
264	9	Yoshino Cherry	3	3	4		5	
265	m	3- 6" Crapemyrtle	4	3	3		5	
266	m	5 - 8" Leyland Cypress	4	2	3		5	
267	tw	6 - 10" Leyland Cypress	4	2	3		5	
268	tw	7 - 12" Leyland Cypress	4	2	3	P	3	dw
269	12	Yoshino Cherry	4	0	0	R	1	dying
270	11	Willow Oak	5	4	5		5	
271	20	Willow Oak	5	3	2		5	
272	13	Yoshino Cherry	4	1	2	P	3	vigorous but in poor condition
273	10'	Green Giant Arborvitae	5	3	3		5	
274	10'	Green Giant Arborvitae	5	3	3		5	
275	10'	Green Giant Arborvitae	5	3	3		5	
276	10'	Green Giant Arborvitae	5	3	3		5	
277	12	Flowering Dogwood	5	3	3	P	3	clear bldg by 3' min
278	m	3 - 4" Japanese Maple	4	5	5		5	
279	m	5 - 6" Crapemyrtle	4	5	5		5	
280	15	Bradford Pear	0	2	2	R	4	

Eval Crit - Species - native HW score highest, non-natives and undesirable trees score lowest; Cond - condition includes , structure, form, apparent root zone; Health - Prelim disease and pest evaluation; all are rated 1 - 5.

Recom - Recommendations incl Pruning (P), Preservation (S), Removal (R), Cultivation (C)

Priority - 1 is the highest priority (work to be done asap), other values discussed w/in Report.

sht ____/____

JP Lange Consulting LLC
TREE PRESERVATION - DESIGN - PLANNING

Woody Landscape Plant Inventory - Trees

Date: Summer, Fall 2017
Personnel: JPL
Project: Chesterfield Mews

			EVALUATION CRITERA					
	dbh	Common Name	Species	Cond	Health	Recom	Priority	Notes
281	6	Flowering Dogwood	5	2	3		5	
282	tw	6" Flowering Dogwood	5	1	3		5	
283	4	Redbud	5	4	4		5	
284	m	6/7/7" Yoshino Cherry	3	3	3	C	3	treat for rot in trunk
285	38	Willow Oak	5	4	3	P, C	3	deadwood (dw), girdling roots
286	m	2 - 5" Crapemyrtle	4	4	4		5	
287	m	1 - 3" Crapemyrtle	4	3	3		5	
288	40	Willow Oak	5	4	3	P	3	dw
289	6	Sugar Maple	5	4	4	P	3	clear bldg by 3' min
290	4	Hickory	5	3	3		5	
291	tw	13/10" Red Maple	5	1	3		5	
292	12	Red Maple	5	3	3		5	
293	13	Red Maple	5	3	3		5	
294	12	Red Maple	5	3	3		5	
295	8	Bradford Pear	0	1	2	R	4	
296	6	Tree-of-Heaven	0	1	2	R	3	conflict w/ utility box
297	24	Red Maple	5	2	2	P	3	dw
298	19	Red Maple	5	3	3		5	
299	tw	9/28" Red Maple	5	3	3	P, C	3	rem small lead, girdling roots
300	m	4/4/6" Sweetgum	3	2	3		5	
	tw	22/18 Hickory	5	3	3	P	3	dw
302	19	Red Oak	5	3	2	C	3	treat for BLS
303	12	American Holly	5	4	4		5	
304	3	Sugar Maple	5	5	5		5	
305	18	White Pine	5	2	3		5	
306	40	Willow Oak	5	4	3	P	3	dw
307	m	Bradford Pear	0	2	2	R	4	
308	39	Willow Oak	5	4	4	P	3	dw
309	26	Green Ash	1	0	0	R		as of 11/01/17, work is done
310	24	Pin Oak	4	4	4		5	
311	6	Yoshino Cherry	3	3	3		5	
312	16	River Birch	4	4	4		5	
313	17	River Birch	4	4	4		5	
314	14	River Birch	4	4	4		5	
315	10	River Birch	4	4	4		5	
316	14	River Birch	4	4	4		5	
317	14	River Birch	4	4	4		5	
318	15	River Birch	4	4	4		5	
319	13	River Birch	4	4	4		5	
320	30	Green Ash	1	0	0	R	4	

Eval Crit - Species - native HW score highest, non-natives and undesirable trees score lowest; Cond - condition includes , structure, form, apparent root zone; Health - Prelim disease and pest evaluation; all are rated 1 - 5.

Recom - Recommendations incl Pruning (P), Preservation (S), Removal (R), Cultivation (C)

Priority - 1 is the highest priority (work to be done asap), other values discussed w/in Report.

sht ____/____

JP Lange Consulting LLC
TREE PRESERVATION - DESIGN - PLANNING

Woody Landscape Plant Inventory - Trees

Date: Summer, Fall 2017
Personnel: JPL
Project: Chesterfield Mews

			EVALUATION CRITERA					
	dbh	Common Name	Species	Cond	Health	Recom	Priority	Notes
321	15	River Birch	4	3	3		5	
322	tw	10/6 River Birch	5	2	3		5	
323	6	Bradford Pear	0	2	2	R	4	
324	22	River Birch	4	1	1	R	1	looks ready to fall apart
325	tw	22/23 Littleleaf Linden	2	2	2		5	
326	tw	3 Flowering Dogwood	5	3	3		5	
327	2	Flowering Dogwood	5	3	3		5	
328	4	Flowering Dogwood	5	3	3		5	
329	m	2 - 5 Flowering Dogwood	5	3	3		5	
330	17	Spruce	5	4	3		5	
331	7	Flowering Dogwood	5	2	3		5	
332	3	Willow Oak	5	5	5		5	
333	tw	3 - 4 Crapemyrtle	4	4	4		5	
334	m	3 - 4 Crapemyrtle	4	2	4		5	
335	6	Zelkova	4	5	4		5	
336	16	Red Oak	5	3	3	P	3	poor pruning in the past, cc, dw
337	20	Red Oak	5	3	3	P	3	poor pruning in the past, cc, dw
338	20	Yoshino Cherry	3	2	3	P	3	crown clean (cc)
339	28	White Pine	5	3	4	P	2	deadwood (dw), wt off street side
340	3	Willow Oak	5	5	5		5	
	25	White Pine	5	4	4		5	
342	19	White Pine	5	3	4		5	
343	30	Red Oak	5	3	4	P	2	clear bldg by 4' min
344	m	2 - 4 Crapemyrtle	4	3	3		5	
345	30	Pin Oak	4	3	3	P, C	2	dw, stop trying to grow grass around it
346	32	White Oak	5	3	4	P	2	dw, cc
347	5	Norway Maple	1	3	3		5	
348	5	Kousa Dogwood	5	3	3		5	
349	1	Yoshino Cherry	3	2	3	P	3	dw, cc
350	36	Pin Oak	4	4	3	P, C	3	dw, systemic fungicide
351	3	Flowering Dogwood	5	2	2		5	
352	34	Pin Oak	4	3	3	P	3	
353	7	Leyland Cypress	4	2	3	P, C	2	All the Leylands have been *impacted*
354	7	Leyland Cypress	4	2	3	P, C	2	by construction, clearing efforts.
355	7	Leyland Cypress	4	2	3	P, C	2	None are doing well.
356	7	Leyland Cypress	4	2	3	P, C	2	
357	7	Leyland Cypress	4	2	3	P, C	2	
358	7	Leyland Cypress	4	2	3	P, C	2	
359	7	Leyland Cypress	4	2	3	P, C	2	
360	7	Leyland Cypress	4	2	3	P, C	2	

Eval Crit - Species - native HW score highest, non-natives and undesirable trees score lowest; Cond - condition includes , structure, form, apparent root zone; Health - Prelim disease and pest evaluation; all are rated 1 - 5.

Recom - Recommendations incl Pruning (P), Preservation (S), Removal (R), Cultivation (C)

Priority - 1 is the highest priority (work to be done asap), other values discussed w/in Report.

JP Lange Consulting LLC
TREE PRESERVATION - DESIGN - PLANNING

Woody Landscape Plant Inventory - Trees

Date: Summer, Fall 2017
Personnel: JPL
Project: Chesterfield Mews

			EVALUATION CRITERA					
	dbh	Common Name	Species	Cond	Health	Recom	Priority	Notes
361	7	Leyland Cypress	4	4	4	P, C	2	See previous sheet.
362	7	Leyland Cypress	4	4	4	P, C	2	
363	tw	3/4 Crapemurtle	4	4	4		5	
364	20	White Pine	5	3	3		5	
365	4	Spruce	5	2	3		5	
366	16	Sugar Maple	5	3	3	P	3	deadwood (dw)
367	14	Red Maple	5	2	2		5	
368	12	Red Maple	5	2	2		5	
369	16	Red Maple	5	1	2	R	1	lean to neighbor property
370	8	Eastern Redcedar	5	0	1	R	4	
371	8	Mulberry	3	0	1	R	4	
372	7	Red Maple	5	2	3		5	
373	12	Red Maple	5	3	3		5	
374	tw	4/6/Mulberry	3	3	3		5	
375	7	Red Maple	5	1	2		5	
376	tw	5/13 Red Maple	5	2	3	R	4	
377	tw	7/4/ Red Maple	5	2	3	P	3	dw
378	30	Tulip Poplar	3	2	3		5	
379	tw	25/9 Red Maple	5	3	3		5	
380	17	Red Maple	5	3	3	P, C	2	Please stop nailing things to trees.
	17	Red Maple	5	3	3	C	2	rot going up one side, watch
382	10	Eastern Redcedar	5	4	4		5	
383	m	13/15/17 Red Maple	5	1	2	P	2	dw
384	16	Red Maple	5	2	4	P	3	dw
385	tw	16/18 Red Maple	5	3	3	P	3	dw
386	m	16/17/19 Red Maple	5	3	3	P	3	dw
387	8	Spruce	5	3	3	P	3	raise crown
388	8	Spruce	5	3	3	P	3	raise crown
389	8	Spruce	5	3	3	P	3	raise crown
390	8	Spruce	5	3	3	P	3	raise crown
391	26	White Pine	5	2	2	P	3	dw
392	27	Red Maple	5	3	3	C	3	Boxelder Bug is rampant, probably
393	24	Sugar Maple	5	1	2	R	4	not doing too much damage
394	26	Sugar Maple	5	2	3	P	3	
395	26	Sugar Maple	5	3	3		5	
396	3	Flowering Dogwood	5	2	2	P	3	dw, re-assess. 1/2 dead?
397	19	Sugar Maple	5	3	3	C	3	
398	16	Sugar Maple	5	3	3	C	3	
399	11	Sycamore Maple	4	3	3		5	
400	15	Sugar Maple	5	2	3	P	3	dw

Eval Crit - Species - native HW score highest, non-natives and undesirable trees score lowest; Cond - condition includes , structure, form, apparent root zone; Health - Prelim disease and pest evaluation; all are rated 1 - 5.

Recom - Recommendations incl Pruning (P), Preservation (S), Removal (R), Cultivation (C)

Priority - 1 is the highest priority (work to be done asap), other values discussed w/in Report.

sht ____/____

JP Lange Consulting LLC
TREE PRESERVATION - DESIGN - PLANNING

Woody Landscape Plant Inventory - Trees

Date: Summer, Fall 2017
Personnel: JPL
Project: Chesterfield Mews

			EVALUATION CRITERA					
	dbh	Common Name	Species	Cond	Health	Recom	Priority	Notes
401	8	Basswood	2	2	2	P	3	deadwood (dw)
402	5	Red Maple	5	5	5	C	3	
403	14	Sugar Maple	5	3	4	P	3	dw
404	m	1 - 2 Crapemyrtle	3	3	3	P	3	
405	14	Sugar Maple	5	3	2	C	3	treat borers
406	17	Sugar Maple	5	3	2	P, C	3	dw
407	6	Sugar Maple	5	2	2		5	
408	17	Elm	4	2	3	P	3	dw, rem epicormics
409	19	Sugar Maple	5	3	3	P	3	dw
410	17	Sugar Maple	5	3	3	P	3	dw
411	tw	3/3 Flowering Dogwood	5	2	3	P	3	dw
412	m	20/24/26 Littleleaf Linden	3	2	3	P	3	dw
413	17	Sugar Maple	5	2	3	C	3	girdling roots
414	m	3 River Birch	5	4	4		5	
415	tw	5/4 Flowering Dogwood	5	3	3		5	
416	9	Sugar Maple	5	3	3	C	3	rem excess mulch
417	8	Flowering Dogwood	5	3	4	P	3	girdling roots
418	5	Sycamore Maple	4	5	5		5	
419	5	Sycamore Maple	4	5	5		5	
420	19	White Pine	5	2	3	P	3	dw, ugly tree
	12	Southern Magnolia	5	3	3	P	3	dw, clear bldg min 3'
422	5	Red Maple	5	3	4		5	
423	10	White Pine	5	4	5	C	3	rem junk at base, limit mulch to 3"
424	13	White Pine	5	4	3	C	3	chlorotic
425	4	Sycamore Maple	4	4	4		5	
426	4	Sycamore Maple	4	4	4		5	
427	15	Sugar Maple	5	2	3	C	3	borers
428	8	Sugar Maple	5	3	3	C	3	clean up at base
429	20	Sugar Maple	5	3	3		5	
430	15	Red Maple	5	2	3	P, C	3	dw, girdling roots
431	m	1 - 4 Bradford Pear	0	2	2	R	4	
432	8	Red Maple	5	4	4		5	
433	16	Silver Maple	3	3	3		5	
434	14	Silver Maple	3	3	3		5	
435	14	Sweetgum	3	4	4	P	3	dw
436	10	Pin Oak	4	3	3		5	
437	12	Sweetgum	3	3	3	P	2	dw, wt off bldg side
438	19	Red Maple	5	3	4	P	3	dw
439	tw	19/5 Red Maple	5	3	4	P	2	rem small lead
440	22	Sweetgum	3	3	3	P	3	dw

Eval Crit - Species - native HW score highest, non-natives and undesirable trees sc dw, rem eicormics
, structure, form, apparent root zone; Health - Prelim disease and pest evaluation; all are rated 1 - 5.
Recom - Recommendations incl Pruning (P), Preservation (S), Removal (R), Cultivation (C)
Priority - 1 is the highest priority (work to be done asap), other values discussed w/in Report.

JP Lange Consulting LLC
TREE PRESERVATION - DESIGN - PLANNING

Woody Landscape Plant Inventory - Trees

Date: Summer, Fall 2017
Personnel: JPL
Project: Chesterfield Mews

			EVALUATION CRITERA					
	dbh	Common Name	Species	Cond	Health	Recom	Priority	Notes
441	9	Eastern Redcedar	5	4	4		5	
442	12	Eastern Redcedar	5	4	4		5	
443	5	Loblolly Pine	3	2	2		5	
444	tw	6/8 Leyland Cypress	4	2	3		5	
445	7	Yoshino Cherry	3	3	3		5	
446	20	Red Maple	5	2	3	P	3	clear bldg 3' min
447	m	1 - 4 Crapemyrtle	4	3	3		5	
448	20	Red Maple	5	2	3	P	3	deadwood (dw), girdling roots
449	3	Sugar Maple	5	4	4		5	
450	15	White Pine	5	4	4		5	
451	5	Flowering Dogwood	5	4	4		5	
452	m	6 - 8 Crapemyrtle (huge)	4	3	3		5	
453	m	4 - 7 Crapemytle (huge)	4	3	3		5	
454	10	Red Maple	5	4	4	P	3	dw
455	34	Pin Oak	4	4	4	P	3	dw
456	36	Pin Oak	4	4	4	P	3	dw
457	12	Red Maple	5	3	3	P	3	dw
458	28	Red Maple	5	2	3	C	3	potential cable w/in 5 yrs
459	30	Sweetgum	3	3	3	P	3	dw
460	tw	12/9 Red Maple	5	2	3		5	
	20	Red Maple	5	3	3		5	
462	tw	13/10 Red Maple	5	2	3	P	3	dw
463	12	Sweetgum	3	2	1	R	1	Canker, rot, and poor structure
464								
465								
466								
467								
468								
469								
470								
471								
472								
473								
474								
475								
476								
477								
478								
479								
480								

Eval Crit - Species - native HW score highest, non-natives and undesirable trees score lowest; Cond - condition includes , structure, form, apparent root zone; Health - Prelim disease and pest evaluation; all are rated 1 - 5.

Recom - Recommendations incl Pruning (P), Preservation (S), Removal (R), Cultivation (C)

Priority - 1 is the highest priority (work to be done asap), other values discussed w/in Report.

sht ____/____

Recommendations

JP Lange Consulting LLC
TREE PRESERVATION - DESIGN - PLANNING

Woody Landscape Plant Recommendations
Schedule

Date: Fall 2017
Personnel: JPL
Project: Chesterfield Mews

								Date(s) of Work	
Tree #	DBH	Common Name	Recom	Rev	Notes	Prior	Rev	Planned	Done
1	12	Red Maple				5			
2	15'	ht Fosters Holly			Multiple lead form	5			
3	15'	ht Crape Myrtle				5			
4	6	Red Maple				5			
5	14/16	twin Sweetgum			poor but sustainable strt, root damage	5			
6	12	Virginia Pine			Most VP on site are a bit one-sided	5			
7	12	Virginia Pine				5			
8	8	Virginia Pine				5			
9	4	Arborvitae				5			
10	11	Virginia Pine				5			
11	m	2/2/3 E. Hemlock			form ok for now, watch	5			
12	12	Tulip Poplar				5			
13	19	Tulip Poplar				5			
14	6	Tulip Poplar				5			
15	12	Tulip Poplar			spiked before? several marks on trunk	5			
16	2	Fl. Dogwood				5			
17	10	Virginia Pine				5			
18	8	Black Gum			a little one-sided	5			
19	6	Black Gum				5			
20	17	Red Oak	R		marked for removal	1			
21	10	Virginia Pine				5			
22	4	Swamp White oak				5			
23	12	Virginia Pine				5			
24	11	Virginia Pine				5			
25	9/7	tw E. Hemlock				5			
26	10	Sweetgum				5			
27	5	Virginia Pine	R		dead; rem & repl	1			
28	5	Virginia Pine	R			1			
29	12	Virginia Pine				5			
30	6	Black Gum				5			
31	15	Tulip Poplar				5			
32	12	Virginia Pine				5			
33	12'	ht Fl. Dogwood				5			
34	4	Eastern Hemlock				5			
35	4	Fl. Dogwood				5			
36	28	Red Oak	P		Deadwood, balance crown	3			
37	5	Black Gum				5			
38	5	Black Gum				5			
39	9	Red Maple				5			
40	9	Tulip Poplar				5			

Prior Priority
Rev Revised Recommendation or Priority, include dates in Notes Column
Recom Recommendations incl Pruning (P), Preservation (S), Removal (R), Fertilization(F), Culture (C) sht ____/_____

JP Lange Consulting LLC
TREE PRESERVATION - DESIGN - PLANNING

Woody Landscape Plant Recommendations
Schedule

Date: Fall 2017
Personnel: JPL
Project: Chesterfield Mews

								Date(s) of Work	
Tree #	DBH	Common Name	Recom	Rev	Notes	Prior	Rev	Planned	Done
41	38	Red Oak	P		deadwood (dw)	3			
42	7	White Oak				5			
43	5	Virginia Pine	R		dead	2			
44	5	Virginia Pine	R		dead	2			
45	8	Virginia Pine				5			
46	8	Virginia Pine				5			
47	7	Virginia Pine				5			
48	11	Virginia Pine				5			
49	12	Virginia Pine	R		severe lean,	1			
50	14	Sweetgum				5			
51	13	Red Maple	P		dw,	3			
52	17	Sycamore	P		dw,	3			
53	9	Creabapple	P		dw,	3			
54	28	White Oak				5			
55	16	White Oak	P		dw,	3			
56	6	Red Maple				5			
57	10	White Oak				5			
58	15	Red Maple	P, C		dw, treat borers, possible spike	3			
59	15	White Pine				5			
60	13	White Pine				5			
61	12	White Pine				5			
62	17	Red Oak	P, C		dw, borers, watch, in decline	3			
63	6	Swamp White Oak				5			
64	6	Red Maple	R			1			
65	11	Hickory				5			
66	29	White Oak				5			
67	11	White Pine				5			
68	12	White Oak				5			
69	9	White Oak				5			
70	12	White Pine				5			
71	8	White Pine				5			
72	28	Red Oak				5			
73	12	White Oak				5			
74	8	Red Maple				5			
75	8	White Pine				5			
76	16	Red Maple				5			
77	18	Red Oak			looks to have been spiked	5			
78	27	Willow Oak			looks to have been spiked	5			
79	8	White Pine				5			
80	12	Swamp White Oak				5			

Prior Priority
Rev Revised Recommendation or Priority, include dates in Notes Column
Recom Recommendations incl Pruning (P), Preservation (S), Removal (R), Fertilization(F), Culture (C)

sht ____/_____

JP Lange Consulting LLC
TREE PRESERVATION - DESIGN - PLANNING

Woody Landscape Plant Recommendations
Schedule

Date: Fall 2017
Personnel: JPL
Project: Chesterfield Mews

								Date(s) of Work	
Tree #	DBH	Common Name	Recom	Rev	Notes	Prior	Rev	Planned	Done
81	7	White Oak				5			
82	28	White Oak				5			
83	20	Red Oak				5			
84	13	White Oak				5			
85	8	White Oak				5			
86	32	Red Oak				5			
87	14	White Oak				5			
88	8	White Oak				5			
89	16	White Oak				5			
90	14	Green Ash	R			1			
91	12	Green Ash	R			1			
92	20	Tulip Poplar				5			
93	14	Tulip Poplar	P			3			
94	15	River Birch				5			
95	10	Green Ash	R			1			
96	14	Red Maple	P			3			
97	14	Tulip Poplar	P		remove dead pole at base	2			
98	29	White Oak	R		too many issues to put money into it	1			
99	20	Red Oak	P		take weight off bldg side	2			
100	15	Green Ash	R			1			
101	15/13	Green Ash	R			1			
102	20	Sycamore	C			3			
103	15	Yoshino Cherry	P			3			
104	11	Yoshino Cherry	R			1			
105	12	Loblolly Pine				5			
106	m	Japanese Maple				5			
107	m	Japanese Maple				5			
108	30	Sycamore				5			
109	m	Crapemyrtle	P			3			
110	27	White Pine				5			
111	m	Japanese Maple				5			
112	19	White Pine				5			
113	19	Green Ash	R			1			
114	16	Tulip Poplar	P			3			
115	19	Red Maple	P			3			
116	19	Tulip Poplar	P			3			
117	14	Red Maple	P, C		watch the open wound at base	3			
118	20	Tulip Poplar	P			3			
119	19	Red Maple	C		chop girdling roots less than 2" diam	2			
120	m	Sweetb. Magnolia	P			3			

Prior Priority
Rev Revised Recommendation or Priority, include dates in Notes Column
Recom Recommendations incl Pruning (P), Preservation (S), Removal (R), Fertilization(F), Culture (C)

JP Lange Consulting LLC
TREE PRESERVATION - DESIGN - PLANNING

Woody Landscape Plant Recommendations
Schedule

Date: Fall 2017
Personnel: JPL
Project: Chesterfield Mews

								Date(s) of Work	
Tree #	DBH	Common Name	Recom	Rev	Notes	Prior	Rev	Planned	Done
121	m	2 - 4" Crape Myrtle				5			
122	6	Japanese Maple	P		even out the crown	3			
123	7	Fl. Dogwood				5			
124	7	Fl. Dogwood				5			
125	m	5-8" Japan. Maple			nice Sango Kaku	5			
126	14	Red Maple	P		deadwood (dw)	3			
127	trip	4 - 9" Red Maple				5			
128	17	Willow Oak	P		dw	3			
129	29	Willow Oak	P		dw	3			
130	27	Willow Oak	P		dw	3			
131	8	Redbud	C		treat lrg wound in trunk	3			
132	29	Willow Oak	P		dw	3			
133	4	Kousa Dogwood				5			
134	28	Willow Oak	P		dw	3			
135	29	Willow Oak	P		dw	3			
136	33	Red Oak			appears to be sitting on a rock	5			
137	30	Willow Oak	P		dw	3			
138	29	Willow Oak	P		dw	3			
139	7	Kousa Dogwood				5			
140	27	Willow Oak	P		dw	3			
141	20	Willow Oak	P, C		dw, girdling roots	3			
142	tw	16/15" Red Maple	P, C		rem. wires; pot. cable candidate	3			
143	8	Red Maple				5			
144	5	Red Maple	R		upkeep not worth it	4			
145	9	Red Maple	R		in severe decline	4			
146	10	Red Oak				5			
147	8	Red Maple	R			4			
148	8	Red Oak				5			
149	9	Red Oak			poor structure	5			
150	tw	11/5/Red Oak				5			
151	5	American Holly				5			
152	15	Willow Oak				5			
153	20	White Oak	P		dw	3			
154	5	White Oak				5			
155	9	Hickory				5			
156	4	Eastern Redcedar				5			
157	12	Hickory	P		dw	3			
158	12	White Oak	P		dw	3			
159	10	Hickory	P		dw	3			
160	26	Red Oak	P		dw	3			

Prior Priority
Rev Revised Recommendation or Priority, include dates in Notes Column
Recom Recommendations incl Pruning (P), Preservation (S), Removal (R), Fertilization(F), Culture (C)

JP Lange Consulting LLC
TREE PRESERVATION - DESIGN - PLANNING

Woody Landscape Plant Recommendations
Schedule

Date: Fall 2017
Personnel: JPL
Project: Chesterfield Mews

								Date(s) of Work	
Tree #	DBH	Common Name	Recom	Rev	Notes	Prior	Rev	Planned	Done
161	5	Hickory				5			
162	7	Swamp White Oak				5			
163	13	White Oak				5			
164	5	White Oak				5			
165	7	Red Maple	R		dead	4			
166	16	White Oak				5			
167	22	White Oak				5			
168	5	Red Maple	R		dead	4			
169	9	Eastern Redcedar				5			
170	12	White Oak				5			
171	9	Southern Red Oak	P		deadwood (dw)	3			
172	10	Red Maple	R			4			
173	11	dead	R		hazard	1			
174	13	White Oak				5			
175	8	Hickory				5			
176	tw	6/7 Black Cherry				5			
177	15	Red Maple	P		dw, even out crown	3			
178	m	3-9" Japan. Maple				5			
179	19	Yoshino Cherry	P		crown clean (cc), reduce by 10%	3			
180	27	Red Maple	P		dw	3			
181	m	3-9" Japan. Maple				5			
182	17	Red Maple	P		dw	3			
183	29	Red Oak				5			
184	19	White Pine				5			
185	16	White Pine				5			
186	27	White Pine				5			
187	10	Mulberry				5			
188	4	American Holly				5			
189	17	Red Maple				5			
190	20	White Oak				5			
191	4	American Holly				5			
192	8	American Holly				5			
193	12	Red Maple				5			
194	18	Silver Maple	P		dw	3			
195	8	Yoshino Cherry	P		cc	3			
196	11	Black Cherry				5			
197	8	Douglasfir				5			
198	12	Willow Oak	R		very poor conditon	1			
199	tw	8/8" Red Oak	P		dw	3			
200	17	Pin Oak	P		dw	3			

Prior Priority
Rev Revised Recommendation or Priority, include dates in Notes Column
Recom Recommendations incl Pruning (P), Preservation (S), Removal (R), Fertilization(F), Culture (C)

JP Lange Consulting LLC
TREE PRESERVATION - DESIGN - PLANNING

Woody Landscape Plant Recommendations
Schedule

Date: Fall 2017
Personnel: JPL
Project: Chesterfield Mews

								Date(s) of Work	
Tree #	DBH	Common Name	Recom	Rev	Notes	Prior	Rev	Planned	Done
201	17	Sycamore				5			
202	16	Fl. Dogwood				5			
203	m	3" Fl. Dogwood				5			
204	13	Sycamore				5			
205	m	3 - 4" Crapemyrtle				5			
206	8	Loblolly Pine				5			
207	m	4" Crapemyrtle				5			
208	26	Sycamore				5			
209	30	White Pine				5			
210	24	White Pine				5			
211	tw	28" Tulip Poplar				5			
212	38	Sycamore				5			
213	14	South. Magnolia				5			
214	14	Yoshino Cherry				5			
215	m	3 - 6" Burford Holly				5			
216	m	3 - 4" Crapemyrtle				5			
217	7	Fl. Dogwood				5			
218	8	Loblolly Pine				5			
219	m	3-4" Crapemyrtle				5			
220	6	Fl. Dogwood				5			
221	12	Sycamore				5			
222	38	Red Oak	P		deadwood (dw)	3			
223	30	Red Maple	P, C		dw, rem vines	3			
224	3	Yoshino Cherry				5			
225	18	White Pine				5			
226	18	White Pine				5			
227	7	Redbud	P		dw	3			
228	6	Redbud	P		dw	3			
229	6	Redbud				5			
230	6	Red Maple				5			
231	3	Redbud				5			
232	20'	ht Arborvitae				5			
233	20'	ht Arborvitae				5			
234	20'	ht Arborvitae				5			
235	20'	ht Arborvitae				5			
236	20'	ht Arborvitae				5			
237	m	6 - 12" Redbud				5			
238	3	Redbud				5			
239	27	White Pine				5			
240	35	White Pine				5			

'rior Priority
Rev Revised Recommendation or Priority, include dates in Notes Column
Recom Recommendations incl Pruning (P), Preservation (S), Removal (R), Fertilization(F), Culture (C)

sht ____/_____

JP Lange Consulting LLC
TREE PRESERVATION - DESIGN - PLANNING

Woody Landscape Plant Recommendations
Schedule

Date: Fall 2017
Personnel: JPL
Project: Chesterfield Mews

								Date(s) of Work	
Tree #	DBH	Common Name	Recom	Rev	Notes	Prior	Rev	Planned	Done
241	3	Red Maple				5			
242	17	Red Maple				5			
243	40	Willow Oak	C		girdling roots	3			
244	17	White Pine				5			
245	30	White Pine				5			
246	12	Bradford Pear	R			4			
247	22	White Pine				5			
248	30	White Pine				5			
249	30	Red Oak	P			3			
250	31	Willow Oak				5			
251	36	Willow Oak				5			
252	12	Bradford Pear	R			4			
253	19	Red Maple			twin-like; eventual cable prospect	5			
254	12	Red Maple				5			
255	m	4-6" Fl. Dogwood				5			
256	14	Spruce				5			
257	26	Pin Oak	P		deadwood over sidewalk	1			
258	6	Norway Maple				5			
259	m	3-6" Yosh. Cherry	P		deadwood (dw)	3			
260	2	Willow Oak				5			
261	27	White Pine				5			
262	tw	6 - 10" Redbud	P		dw	3			
263	8	Leyland Cypress				5			
264	9	Yoshino Cherry				5			
265	m	3- 6" Crapemyrtle				5			
266	m	5 - 8" Leyl. Cypress				5			
267	tw	6-10" Leyl. Cypress				5			
268	tw	7-12" Leyl. Cypress	P		dw	3			
269	12	Yoshino Cherry	R		dying	1			
270	11	Willow Oak				5			
271	20	Willow Oak				5			
272	13	Yoshino Cherry	P		vigorous but in poor condition	3			
273	10'	Gr. Giant Arb.				5			
274	10'	Gr. Giant Arb.				5			
275	10'	Gr. Giant Arb.				5			
276	10'	Gr. Giant Arb.				5			
277	12	Fl. Dogwood	P		clear bldg by 3' min	3			
278	m	3 - 4" Japan. Maple				5			
279	m	5 - 6" Crapemyrtle				5			
280	15	Bradford Pear	R			4			

Prior Priority
Rev Revised Recommendation or Priority, include dates in Notes Column
Recom Recommendations incl Pruning (P), Preservation (S), Removal (R), Fertilization(F), Culture (C)

sht ____/____

JP Lange Consulting LLC
TREE PRESERVATION - DESIGN - PLANNING

Woody Landscape Plant Recommendations
Schedule

Date: Fall 2017
Personnel: JPL
Project: Chesterfield Mews

								Date(s) of Work	
Tree #	DBH	Common Name	Recom	Rev	Notes	Prior	Rev	Planned	Done
281	6	Fl. Dogwood				5			
282	tw	6" Fl. Dogwood				5			
283	4	Redbud				5			
284	m	6/7/7" Yosh Cherry	C		treat for rot in trunk	3			
285	38	Willow Oak	P, C		deadwood (dw), girdling roots	3			
286	m	2 - 5" Crapemyrtle				5			
287	m	1 - 3" Crapemyrtle				5			
288	40	Willow Oak	P		dw	3			
289	6	Sugar Maple	P		clear bldg by 3' min	3			
290	4	Hickory				5			
291	tw	13/10" Red Maple				5			
292	12	Red Maple				5			
293	13	Red Maple				5			
294	12	Red Maple				5			
295	8	Bradford Pear	R			4			
296	6	Tree-of-Heaven	R		conflict w/ utility box	3			
297	24	Red Maple	P		dw	3			
298	19	Red Maple				5			
299	tw	9/28" Red Maple	P, C		rem small lead, girdling roots	3			
300	m	4/4/6" Sweetgum				5			
301	tw	22/18 Hickory	P		dw	3			
302	19	Red Oak	C		treat for BLS	3			
303	12	American Holly				5			
304	3	Sugar Maple				5			
305	18	White Pine				5			
306	40	Willow Oak	P		dw	3			
307	m	Bradford Pear	R			4			
308	39	Willow Oak	P		dw	3			
309	26	Green Ash	R		as of 11/01/17, work is done				
310	24	Pin Oak				5			
311	6	Yoshino Cherry				5			
312	16	River Birch				5			
313	17	River Birch				5			
314	14	River Birch				5			
315	10	River Birch				5			
316	14	River Birch				5			
317	14	River Birch				5			
318	15	River Birch				5			
319	13	River Birch				5			
320	30	Green Ash	R			4			

Prior Priority
Rev Revised Recommendation or Priority, include dates in Notes Column
Recom Recommendations incl Pruning (P), Preservation (S), Removal (R), Fertilization(F), Culture (C)

JP Lange Consulting LLC
TREE PRESERVATION - DESIGN - PLANNING

Woody Landscape Plant Recommendations
Schedule

Date: Fall 2017
Personnel: JPL
Project: Chesterfield Mews

								Date(s) of Work	
Tree #	DBH	Common Name	Recom	Rev	Notes	Prior	Rev	Planned	Done
321	15	River Birch				5			
322	tw	10/6 River Birch				5			
323	6	Bradford Pear	R			4			
324	22	River Birch	R		looks ready to fall apart	1			
325	tw	22/23 Lit.lf. Linden				5			
326	tw	3 Fl. Dogwood				5			
327	2	Fl. Dogwood				5			
328	4	Fl. Dogwood				5			
329	m	2 - 5 Fl. Dogwood				5			
330	17	Spruce				5			
331	7	Fl. Dogwood				5			
332	3	Willow Oak				5			
333	tw	3 - 4 Crapemyrtle				5			
334	m	3 - 4 Crapemyrtle				5			
335	6	Zelkova				5			
336	16	Red Oak	P		poor pruning in the past, cc, dw	3			
337	20	Red Oak	P		poor pruning in the past, cc, dw	3			
338	20	Yoshino Cherry	P		crown clean (cc)	3			
339	28	White Pine	P		deadwood (dw), wt off street side	2			
340	3	Willow Oak				5			
341	25	White Pine				5			
342	19	White Pine				5			
343	30	Red Oak	P		clear bldg by 4' min	2			
344	m	2 - 4 Crapemyrtle				5			
345	30	Pin Oak	P, C		dw, stop trying to grow grass around it	2			
346	32	White Oak	P		dw, cc	2			
347	5	Norway Maple				5			
348	5	Kousa Dogwood				5			
349	1	Yoshino Cherry	P		dw, cc	3			
350	36	Pin Oak	P, C		dw, systemic fungicide	3			
351	3	Fl. Dogwood				5			
352	34	Pin Oak	P			3			
353	7	Leyland Cypress	P, C		All the Leylands have been impacted	2			
354	7	Leyland Cypress	P, C		by construction, clearing efforts.	2			
355	7	Leyland Cypress	P, C		None are doing well.	2			
356	7	Leyland Cypress	P, C			2			
357	7	Leyland Cypress	P, C			2			
358	7	Leyland Cypress	P, C			2			
359	7	Leyland Cypress	P, C			2			
360	7	Leyland Cypress	P, C			2			

Prior Priority
Rev Revised Recommendation or Priority, include dates in Notes Column
Recom Recommendations incl Pruning (P), Preservation (S), Removal (R), Fertilization(F), Culture (C)

JP Lange Consulting LLC
TREE PRESERVATION - DESIGN - PLANNING

Woody Landscape Plant Recommendations
Schedule

Date: Fall 2017
Personnel: JPL
Project: Chesterfield Mews

								Date(s) of Work	
Tree #	DBH	Common Name	Recom	Rev	Notes	Prior	Rev	Planned	Done
361	7	Leyland Cypress	P, C		See previous sheet.	2			
362	7	Leyland Cypress	P, C			2			
363	tw	3/4 Crapemurtle				5			
364	20	White Pine				5			
365	4	Spruce				5			
366	16	Sugar Maple	P		deadwood (dw)	3			
367	14	Red Maple				5			
368	12	Red Maple				5			
369	16	Red Maple	R		lean to neighbor property	1			
370	8	Eastern Redcedar	R			4			
371	8	Mulberry	R			4			
372	7	Red Maple				5			
373	12	Red Maple				5			
374	tw	4/6/Mulberry				5			
375	7	Red Maple				5			
376	tw	5/13 Red Maple	R			4			
377	tw	7/4/ Red Maple	P		dw	3			
378	30	Tulip Poplar				5			
379	tw	25/9 Red Maple				5			
380	17	Red Maple	P, C		Please stop nailing things to trees.	2			
381	17	Red Maple	C		rot going up one side, watch	2			
382	10	Eastern Redcedar				5			
383	m	13/15/17 Red Mapl	P		dw	2			
384	16	Red Maple	P		dw	3			
385	tw	16/18 Red Maple	P		dw	3			
386	m	16/17/19 Red Mapl	P		dw	3			
387	8	Spruce	P		raise crown	3			
388	8	Spruce	P		raise crown	3			
389	8	Spruce	P		raise crown	3			
390	8	Spruce	P		raise crown	3			
391	26	White Pine	P		dw	3			
392	27	Red Maple	C		Boxelder Bug is rampant, probably	3			
393	24	Sugar Maple	R		not doing too much damage	4			
394	26	Sugar Maple	P			3			
395	26	Sugar Maple				5			
396	3	Flowering Dogwood	P		dw, re-assess. 1/2 dead?	3			
397	19	Sugar Maple	C			3			
398	16	Sugar Maple	C			3			
399	11	Sycamore Maple				5			
400	15	Sugar Maple	P		dw	3			

Prior Priority
Rev Revised Recommendation or Priority, include dates in Notes Column
Recom Recommendations incl Pruning (P), Preservation (S), Removal (R), Fertilization(F), Culture (C)

JP Lange Consulting LLC
TREE PRESERVATION - DESIGN - PLANNING

Woody Landscape Plant Recommendations
Schedule

Date: Fall 2017
Personnel: JPL
Project: Chesterfield Mews

								Date(s) of Work	
Tree #	DBH	Common Name	Recom	Rev	Notes	Prior	Rev	Planned	Done
401	8	Basswood	P		deadwood (dw)	3			
402	5	Red Maple	C			3			
403	14	Sugar Maple	P		dw	3			
404	m	1 - 2 Crapemyrtle	P			3			
405	14	Sugar Maple	C		treat borers	3			
406	17	Sugar Maple	P, C		dw	3			
407	6	Sugar Maple				5			
408	17	Elm	P		dw, rem epicormics	3			
409	19	Sugar Maple	P		dw	3			
410	17	Sugar Maple	P		dw	3			
411	tw	3/3 Fl. Dogwood	P		dw	3			
412	m	20/24/26 L. Linden	P		dw	3			
413	17	Sugar Maple	C		girdling roots	3			
414	m	3 River Birch				5			
415	tw	5/4 Fl. Dogwood				5			
416	9	Sugar Maple	C		rem excess mulch	3			
417	8	Fl. Dogwood	P		girdling roots	3			
418	5	Sycamore Maple				5			
419	5	Sycamore Maple				5			
420	19	White Pine	P		dw, ugly tree	3			
421	12	Sthrn Magnolia	P		dw, clear bldg min 3'	3			
422	5	Red Maple				5			
423	10	White Pine	C		rem junk at base, limit mulch to 3"	3			
424	13	White Pine	C		chlorotic	3			
425	4	Sycamore Maple				5			
426	4	Sycamore Maple				5			
427	15	Sugar Maple	C		borers	3			
428	8	Sugar Maple	C		clean up at base	3			
429	20	Sugar Maple				5			
430	15	Red Maple	P, C		dw, girdling roots	3			
431	m	1-4 Bradford Pear	R			4			
432	8	Red Maple				5			
433	16	Silver Maple				5			
434	14	Silver Maple				5			
435	14	Sweetgum	P		dw	3			
436	10	Pin Oak				5			
437	12	Sweetgum	P		dw, wt off bldg side	2			
438	19	Red Maple	P		dw	3			
439	tw	19/5 Red Maple	P		rem small lead	2			
440	22	Sweetgum	P		dw	3			

Prior Priority
Rev Revised Recommendation or Priority, include dates in Notes Column
Recom Recommendations incl Pruning (P), Preservation (S), Removal (R), Fertilization(F), Culture (C)

sht ____/_____

JP Lange Consulting LLC
TREE PRESERVATION - DESIGN - PLANNING

Woody Landscape Plant Recommendations
Schedule

Date: Fall 2017
Personnel: JPL
Project: Chesterfield Mews

Tree #	DBH	Common Name	Recom	Rev	Notes	Prior	Rev	Date(s) of Work Planned	Done
441	9	Eastern Redcedar				5			
442	12	Eastern Redcedar				5			
443	5	Loblolly Pine				5			
444	tw	6/8 Leyl Cypress				5			
445	7	Yoshino Cherry				5			
446	20	Red Maple	P		clear bldg 3' min	3			
447	m	1 - 4 Crapemyrtle				5			
448	20	Red Maple	P		deadwood (dw), girdling roots	3			
449	3	Sugar Maple				5			
450	15	White Pine				5			
451	5	Fl. Dogwood				5			
452	m	6 - 8 Crapemyrtle				5			
413	m	4 - 7 Crapemytle				5			
414	10	Red Maple	P		dw	3			
415	34	Pin Oak	P		dw	3			
416	36	Pin Oak	P		dw	3			
417	12	Red Maple	P		dw	3			
418	28	Red Maple	C		potential cable w/in 5 yrs	3			
419	30	Sweetgum	P		dw	3			
420	tw	12/9 Red Maple				5			
421	20	Red Maple				5			
422	tw	13/10 Red Maple	P		dw	3			
423	12	Sweetgum	R		Canker, rot, and poor structure	1			
424									
425									
426									
427									
428									
429									
430									
431									
432									
433									
434									
435									
436									
437									
438									
439									
440									

Prior Priority
Rev Revised Recommendation or Priority, include dates in Notes Column
Recom Recommendations incl Pruning (P), Preservation (S), Removal (R), Fertilization(F), Culture (C)

Maps

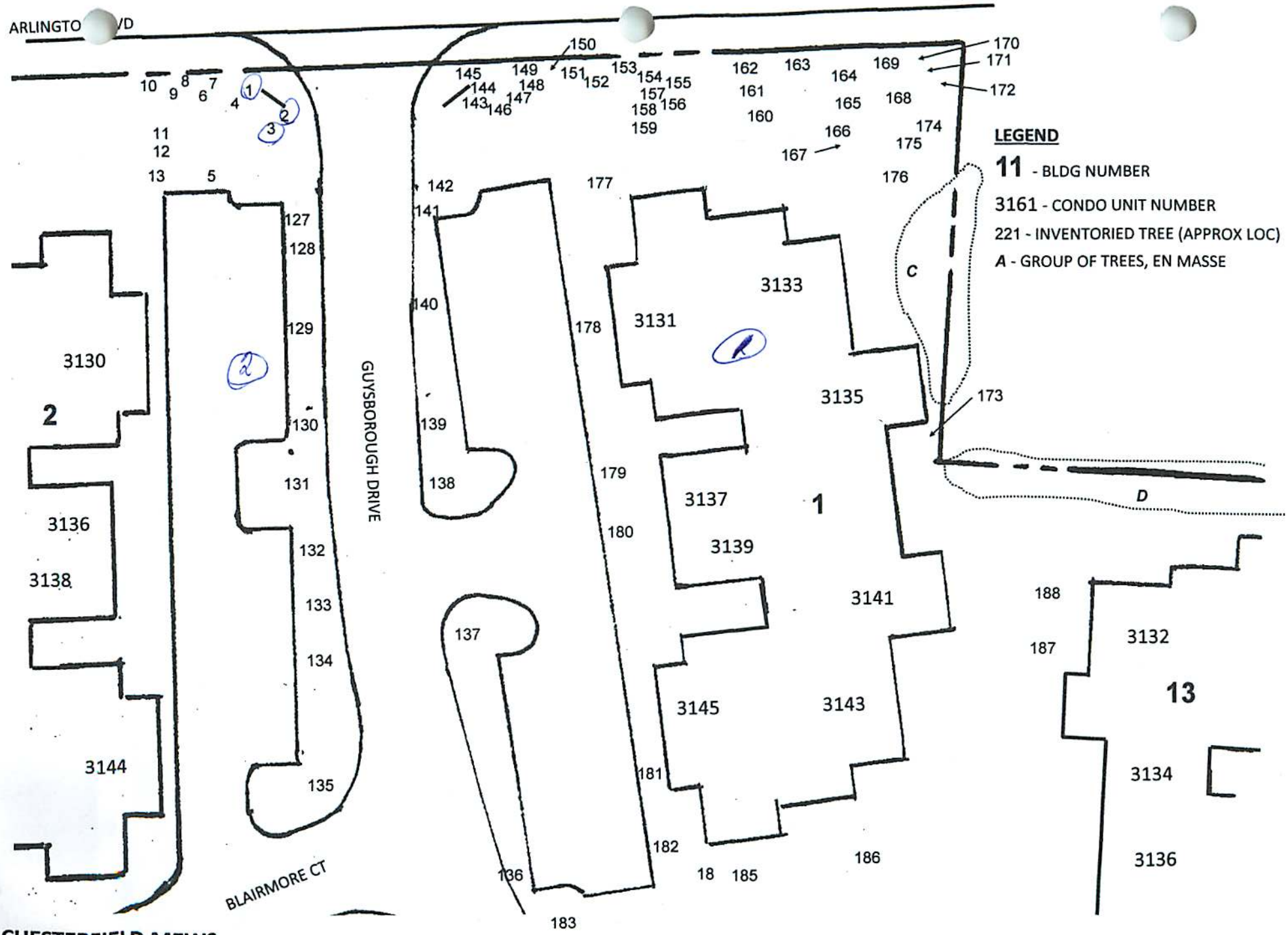

CHESTERFIELD MEWS
TREE AND LANDSCAPE SURVEY
FAIRFAX, VIRGINIA 1"= 40' SEP 2017
SHEET 1 /

JP Lange Consulting LLC
TREE PRESERVATION - DESIGN - PLANNING
703-283-2338 jplangeconsulting@gmail.com

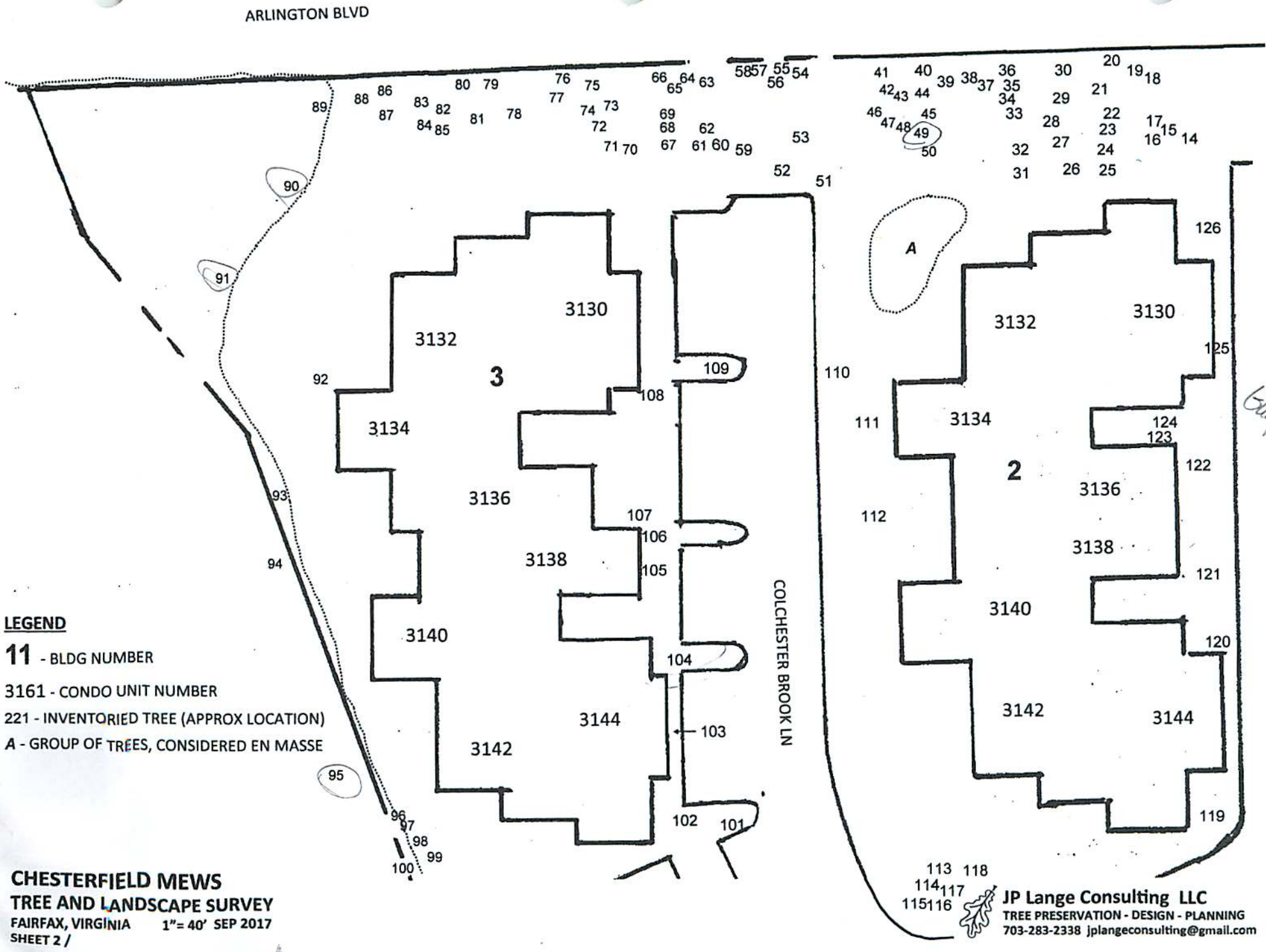

CHESTERFIELD MEWS
TREE AND LANDSCAPE SURVEY
FAIRFAX, VIRGINIA 1"= 40' SEP 2017
SHEET 2 /

JP Lange Consulting LLC
TREE PRESERVATION - DESIGN - PLANNING
703-283-2338 jplangeconsulting@gmail.com

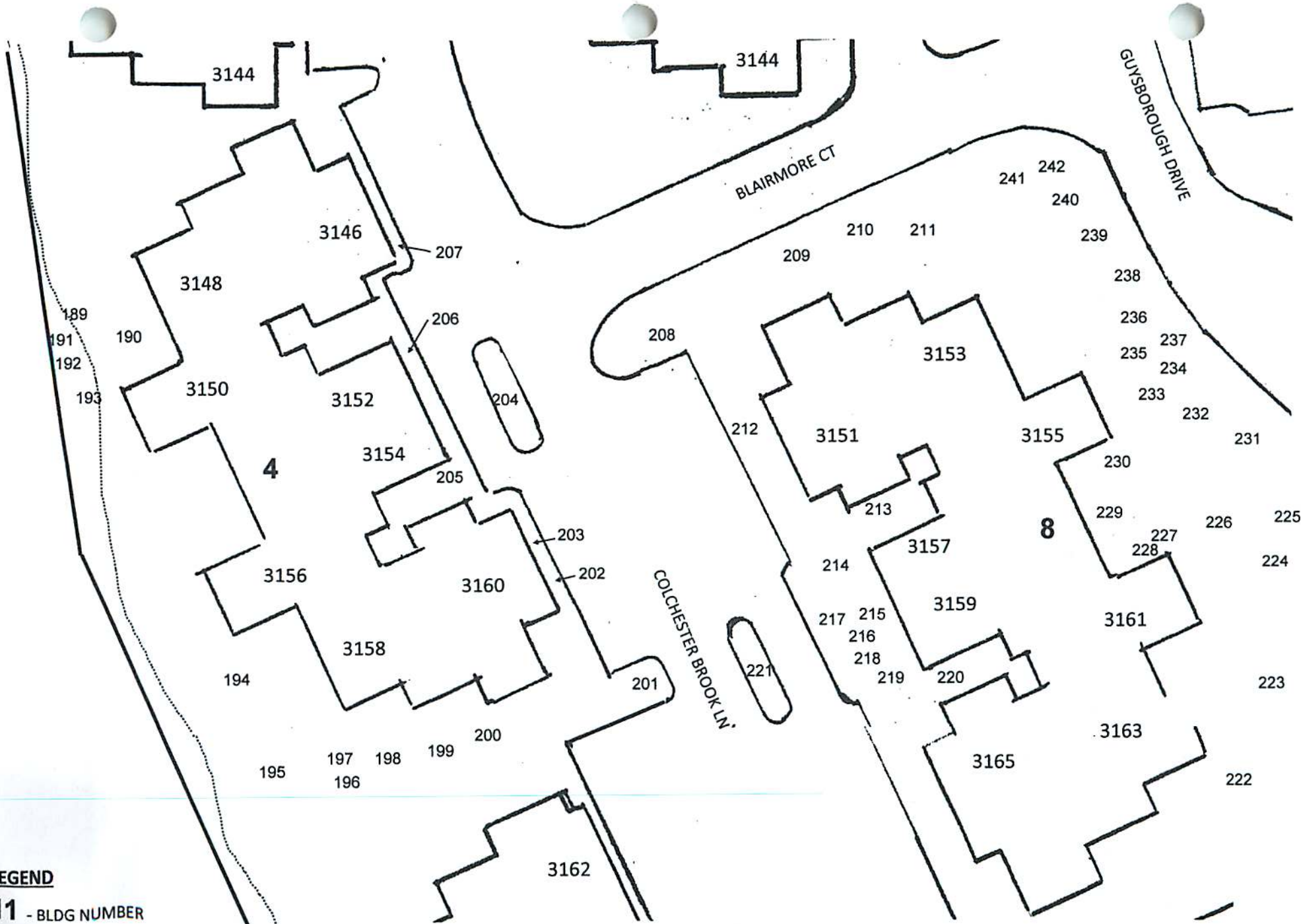

LEGEND

11 - BLDG NUMBER

3161 - CONDO UNIT NUMBER

221 - INVENTORIED TREE (APPROX LOCATION)

A - GROUP OF TREES, CONSIDERED EN MASSE

CHESTERFIELD MEWS
TREE AND LANDSCAPE SURVEY
FAIRFAX, VIRGINIA 1"= 40' SEP 2017
SHEET 3 /

JP Lange Consulting LLC
TREE PRESERVATION - DESIGN - PLANNING
703-283-2338 jplangeconsulting@gmail.com

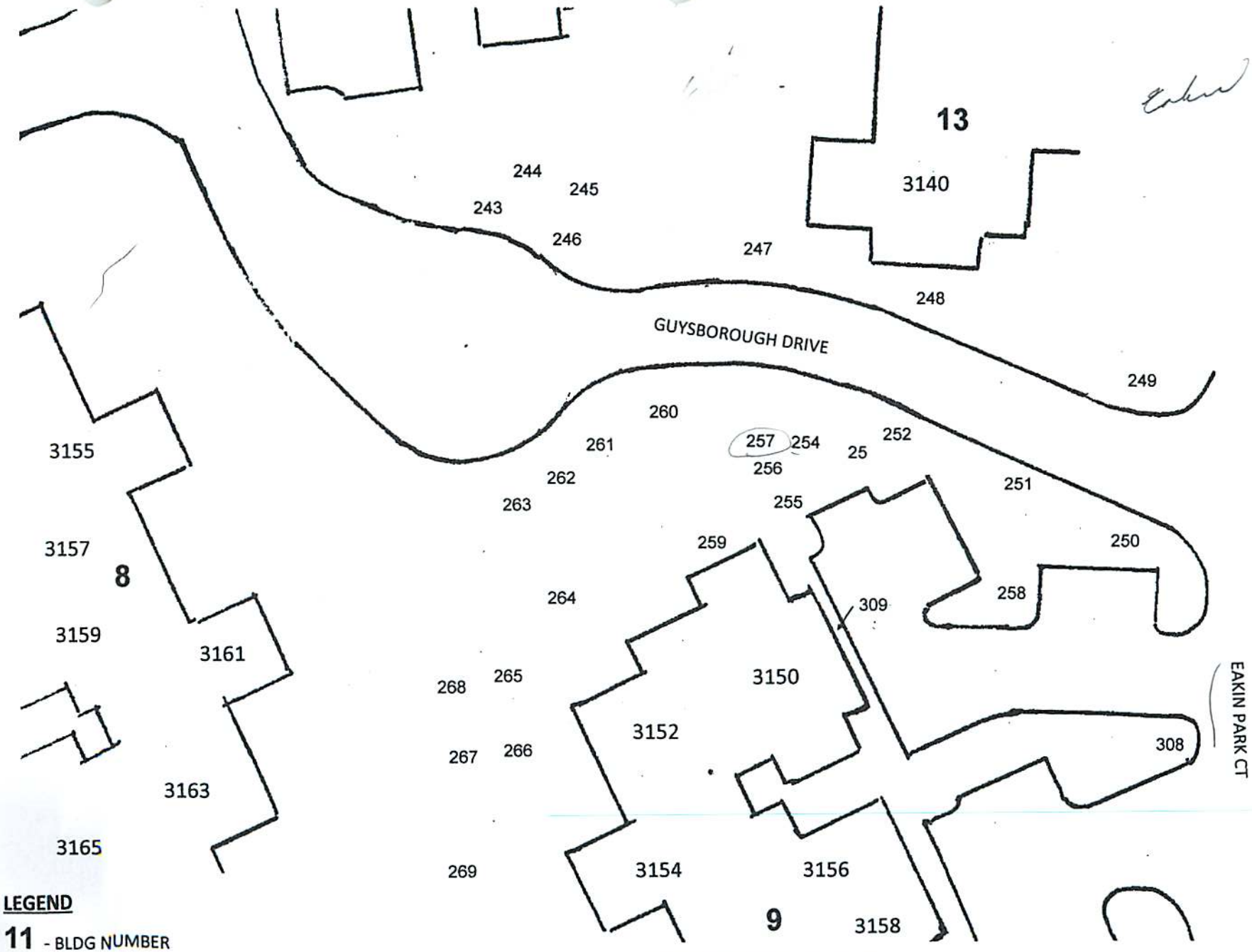

LEGEND

11 - BLDG NUMBER

3161 - CONDO UNIT NUMBER

221 - INVENTORIED TREE (APPROX LOCATION)

A - GROUP OF TREES, CONSIDERED EN MASSE

CHESTERFIELD MEWS

TREE AND LANDSCAPE SURVEY

FAIRFAX, VIRGINIA **1"= 40' SEP 2017**

SHEET 4 /

JP Lange Consulting LLC

TREE PRESERVATION - DESIGN - PLANNING

703-283-2338 jplangeconsulting@gmail.com

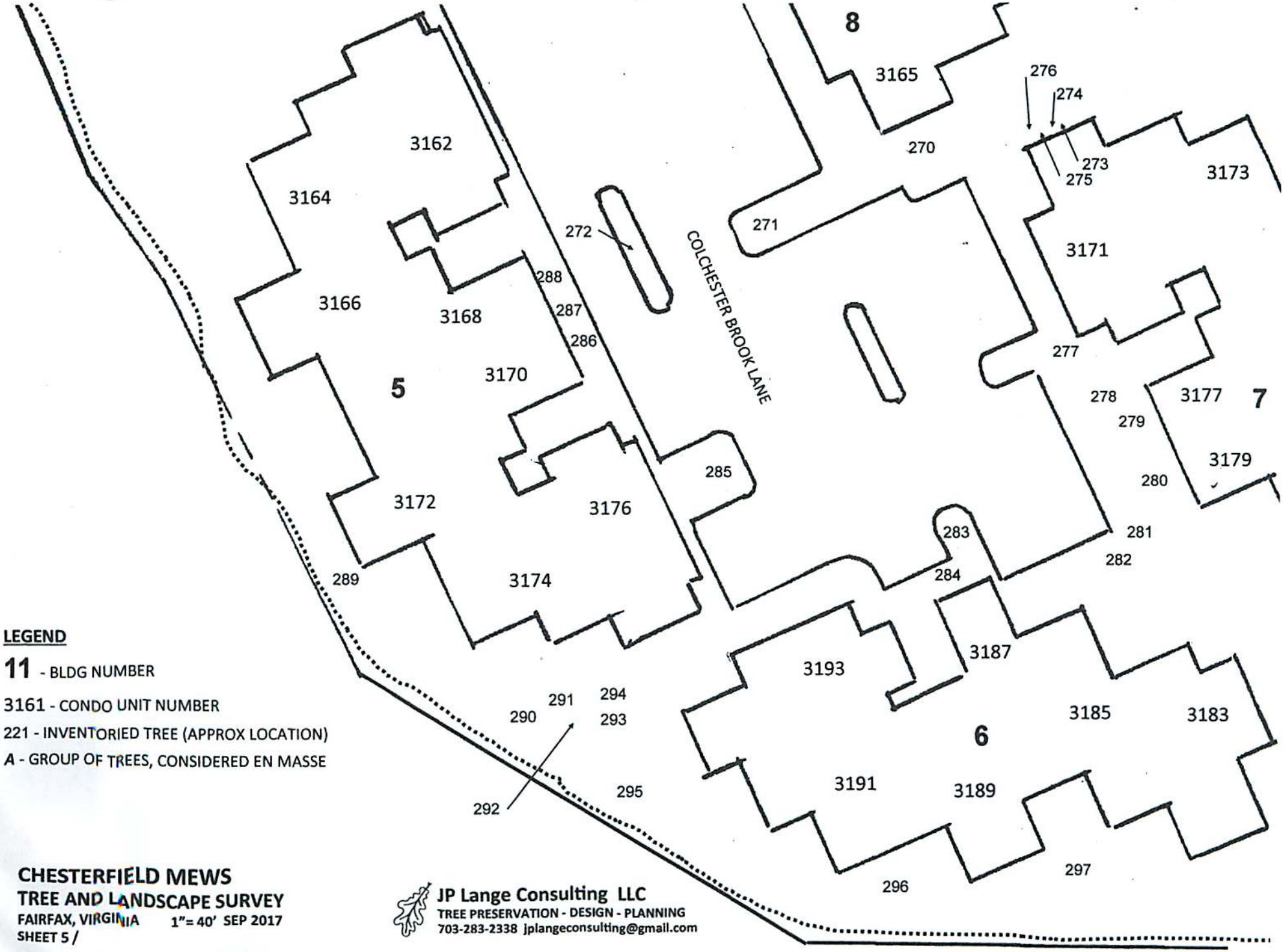

LEGEND

11 - BLDG NUMBER

3161 - CONDO UNIT NUMBER

221 - INVENTORIED TREE (APPROX LOCATION)

A - GROUP OF TREES, CONSIDERED EN MASSE

CHESTERFIELD MEWS
TREE AND LANDSCAPE SURVEY
FAIRFAX, VIRGINIA 1"= 40' SEP 2017
SHEET 5 /

JP Lange Consulting LLC
TREE PRESERVATION - DESIGN - PLANNING
703-283-2338 jplangeconsulting@gmail.com

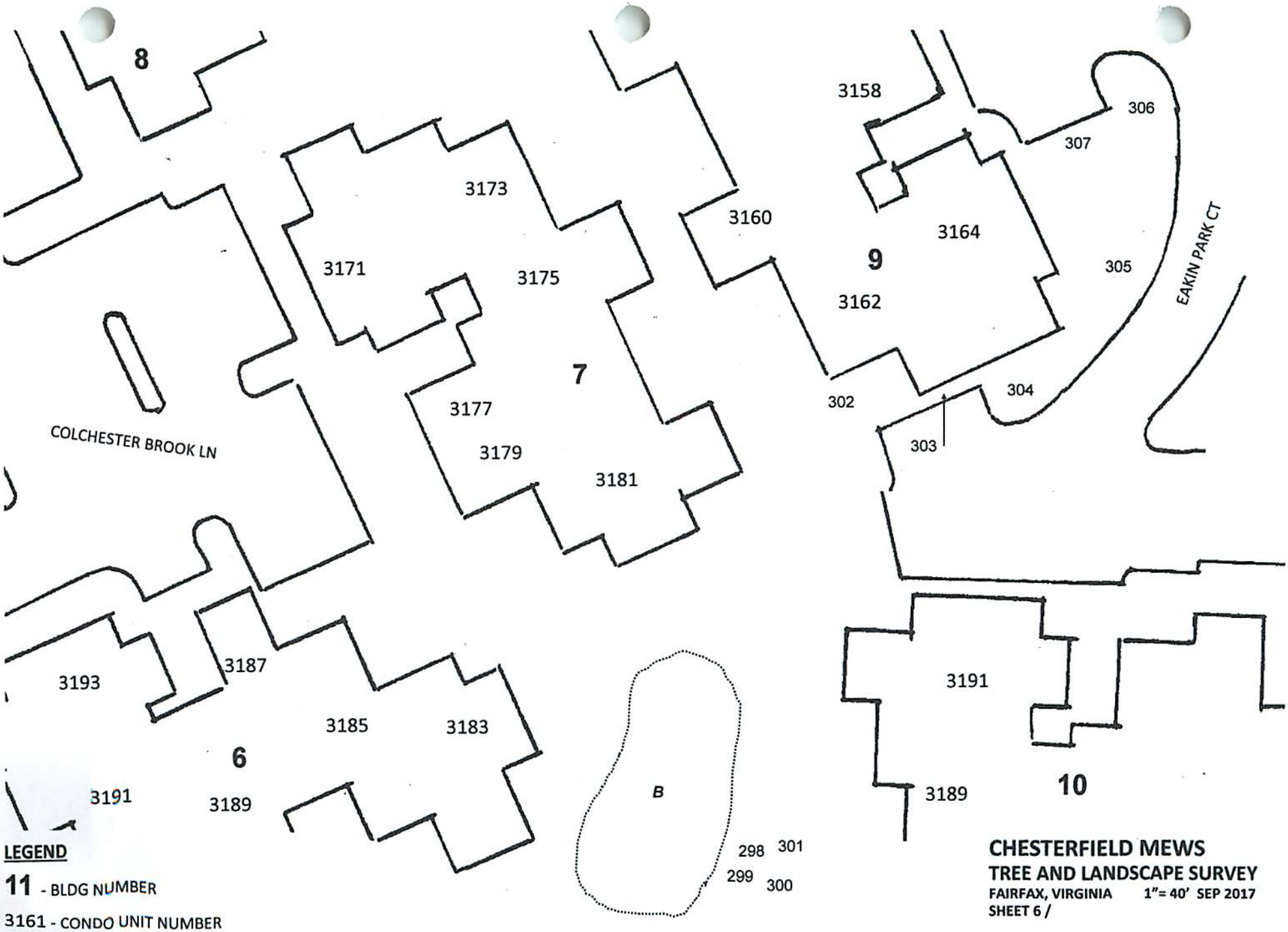

LEGEND

11 - BLDG NUMBER

3161 - CONDO UNIT NUMBER

221 - INVENTORIED TREE (APPROX LOCATION)

A - GROUP OF TREES, CONSIDERED EN MASSE

CHESTERFIELD MEWS

TREE AND LANDSCAPE SURVEY

FAIRFAX, VIRGINIA 1"= 40' SEP 2017

SHEET 6 /

JP Lange Consulting LLC

TREE PRESERVATION - DESIGN - PLANNING

703-283-2338 jplangeconsulting@gmail.com

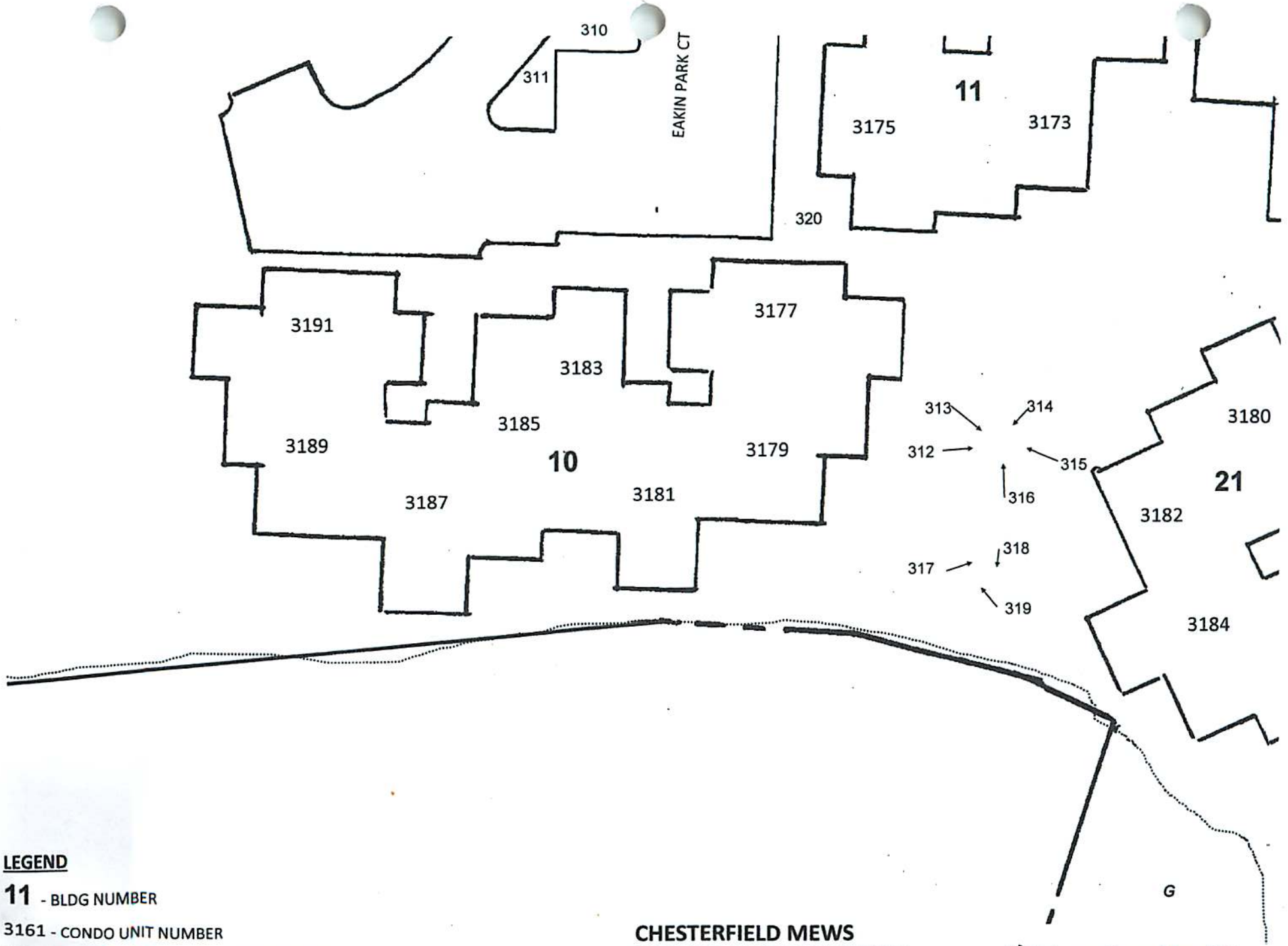

LEGEND

11 - BLDG NUMBER

3161 - CONDO UNIT NUMBER

221 - INVENTORIED TREE (APPROX LOCATION)

A - GROUP OF TREES, CONSIDERED EN MASSE

CHESTERFIELD MEWS
TREE AND LANDSCAPE SURVEY
FAIRFAX, VIRGINIA 1"= 40' SEP 2017
SHEET 7 /

JP Lange Consulting LLC
TREE PRESERVATION - DESIGN - PLANNING
703-283-2338 jplangeconsulting@gmail.com

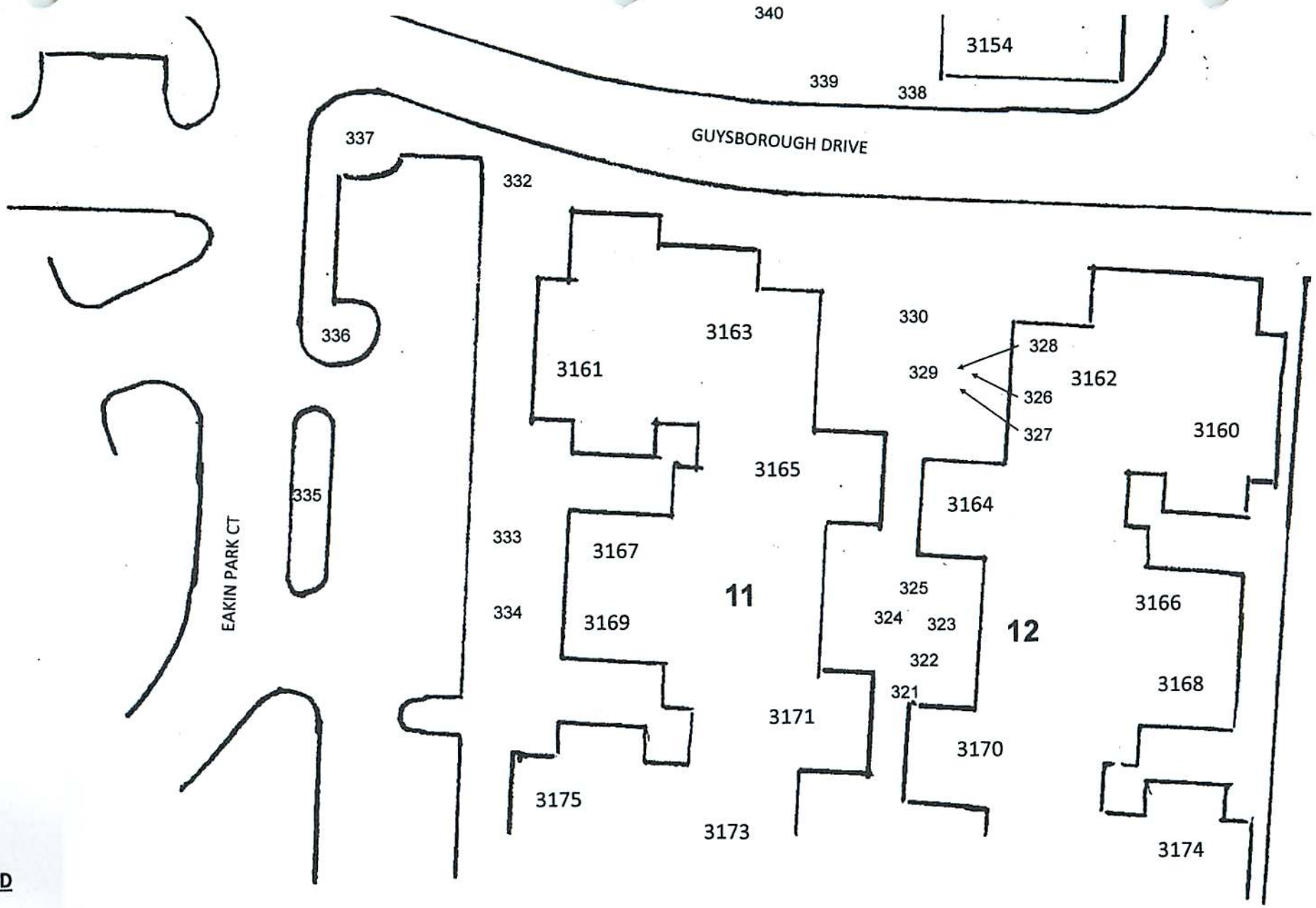

LEGEND

11 - BLDG NUMBER

3161 - CONDO UNIT NUMBER

221 - INVENTORIED TREE (APPROX LOCATION)

A - GROUP OF TREES, CONSIDERED EN MASSE

CHESTERFIELD MEWS
TREE AND LANDSCAPE SURVEY
FAIRFAX, VIRGINIA 1"= 40' SEP 2017
SHEET 8 /

JP Lange Consulting LLC
TREE PRESERVATION - DESIGN - PLANNING
703-283-2338 jplangeconsulting@gmail.com

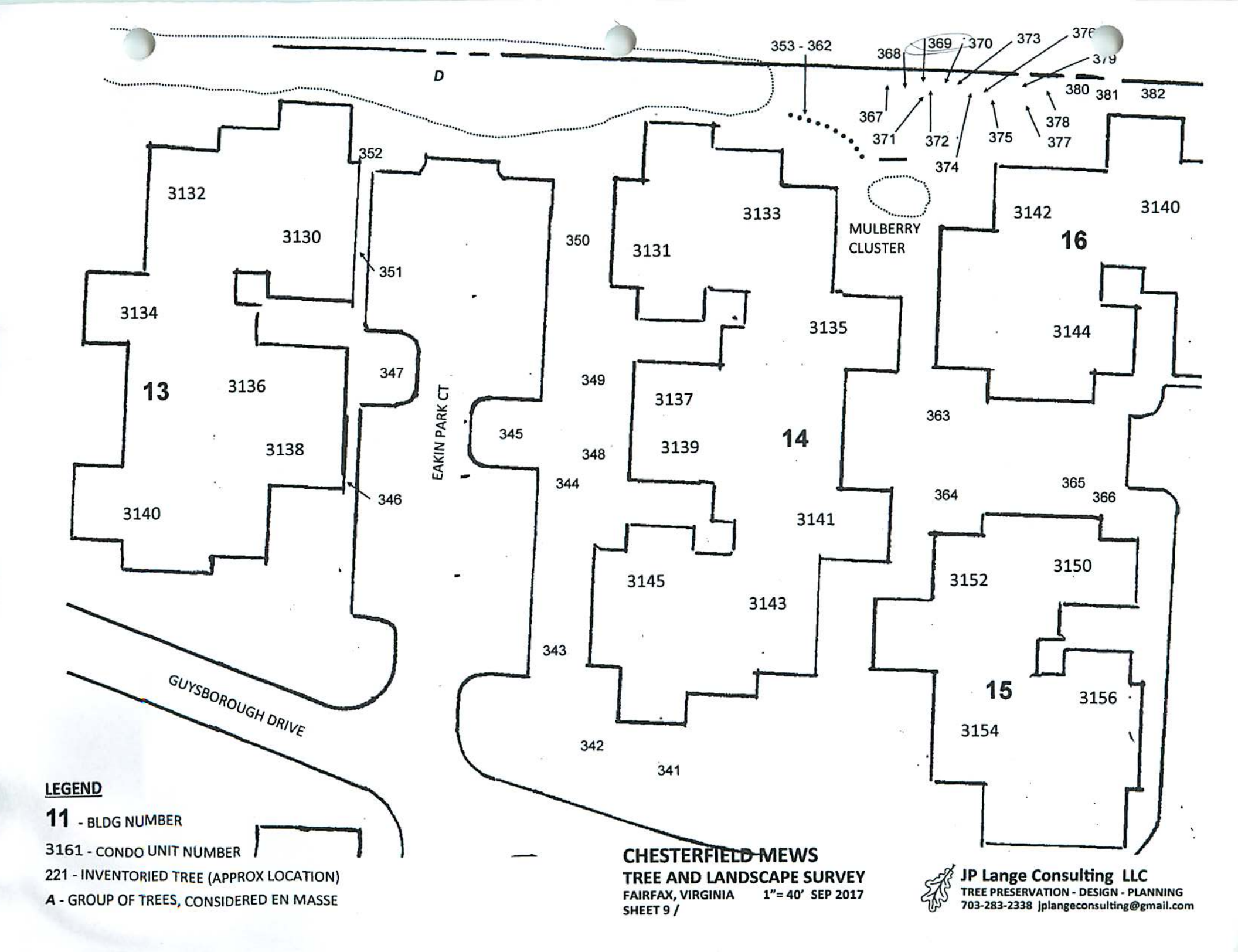

LEGEND

11 - BLDG NUMBER

3161 - CONDO UNIT NUMBER

221 - INVENTORIED TREE (APPROX LOCATION)

A - GROUP OF TREES, CONSIDERED EN MASSE

CHESTERFIELD MEWS

TREE AND LANDSCAPE SURVEY

FAIRFAX, VIRGINIA 1"= 40' SEP 2017

SHEET 9 /

JP Lange Consulting LLC

TREE PRESERVATION - DESIGN - PLANNING

703-283-2338 jplangeconsulting@gmail.com

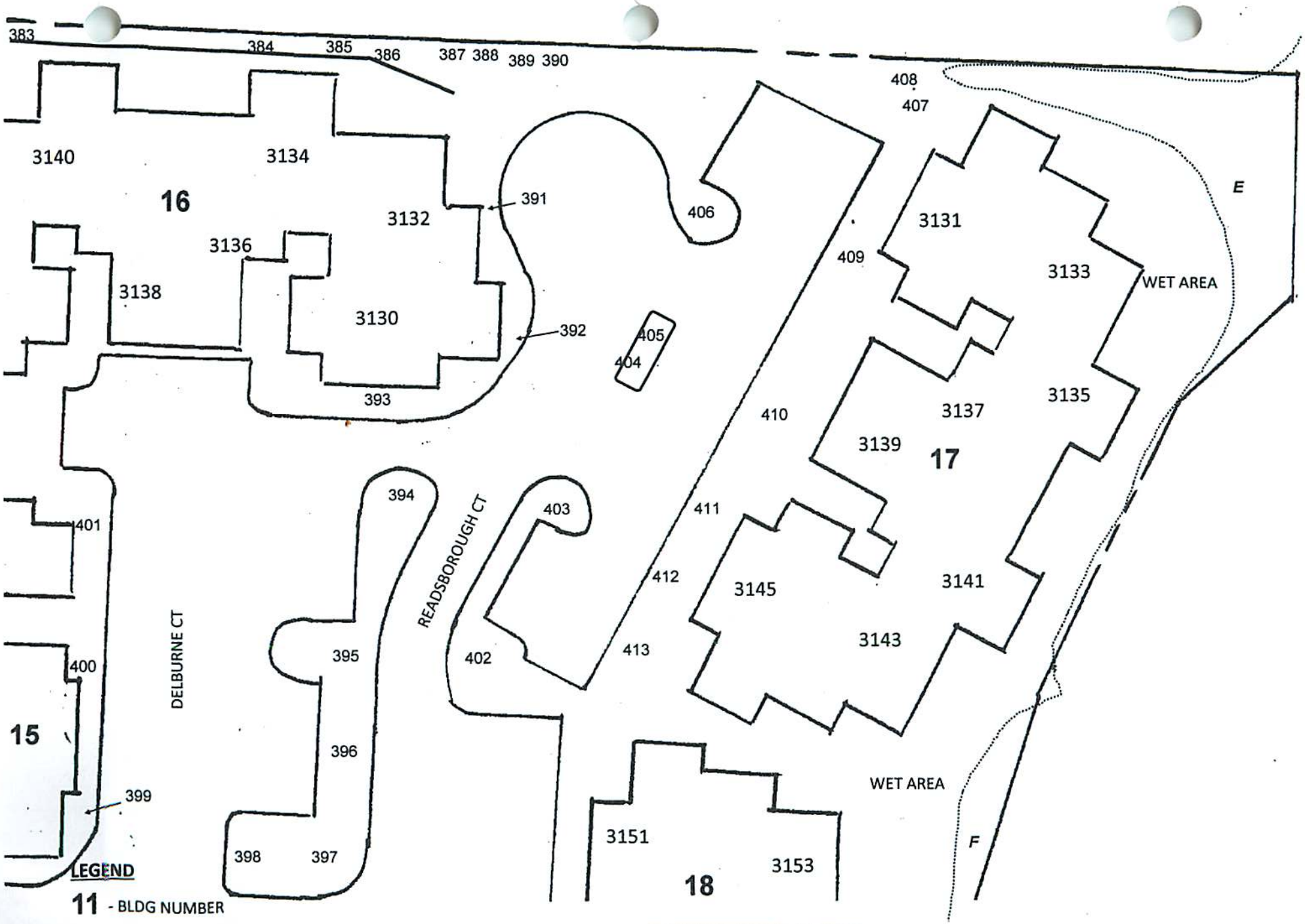

LEGEND

11 - BLDG NUMBER

3161 - CONDO UNIT NUMBER

221 - INVENTORIED TREE (APPROX LOCATION)

A - GROUP OF TREES, CONSIDERED EN MASSE

CHESTERFIELD MEWS

TREE AND LANDSCAPE SURVEY

FAIRFAX, VIRGINIA 1"= 40' SEP 2017

SHEET 10 /

JP Lange Consulting LLC

TREE PRESERVATION - DESIGN - PLANNING

703-283-2338 jplangeconsulting@gmail.com

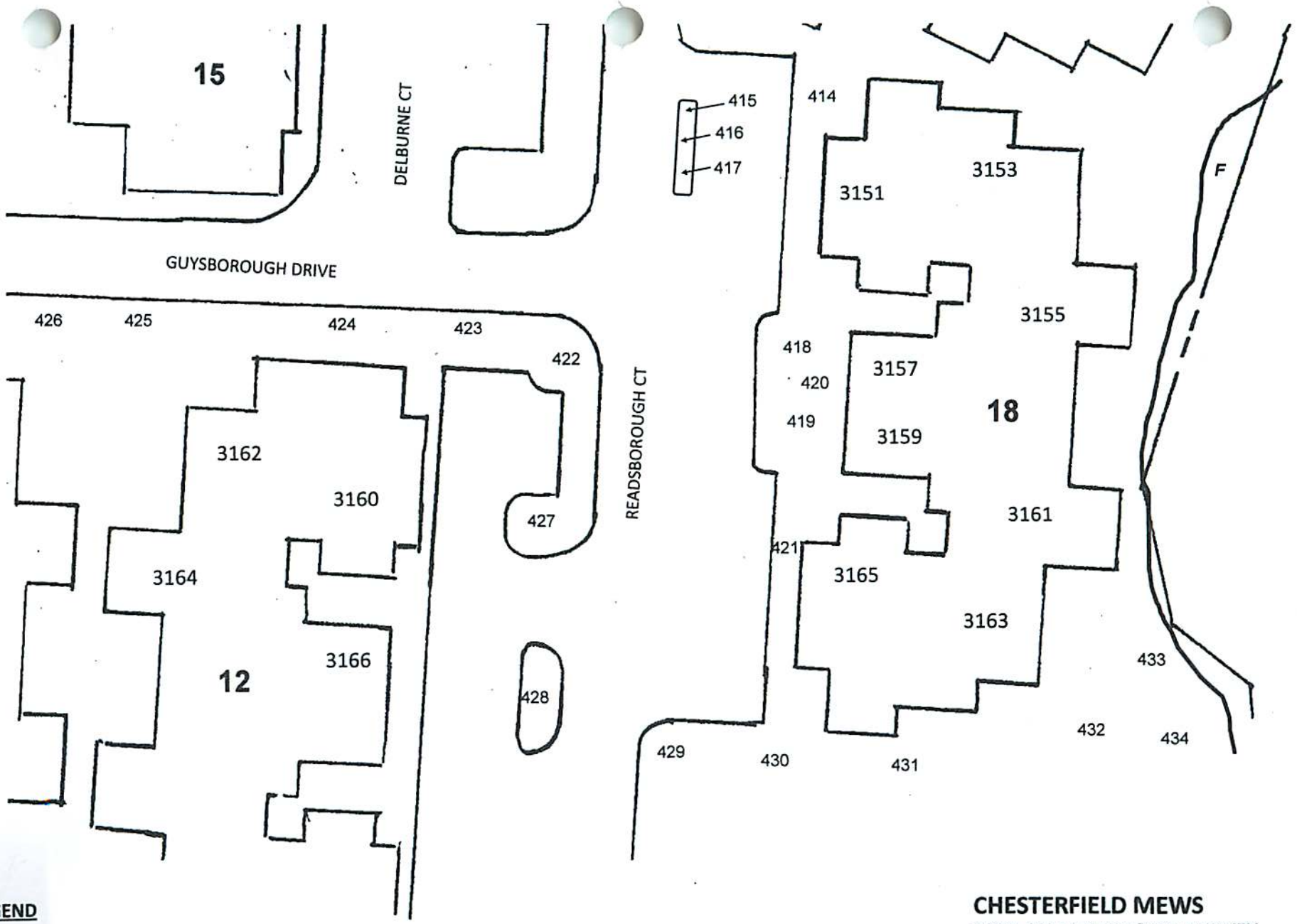

LEGEND

11 - BLDG NUMBER

3161 - CONDO UNIT NUMBER

221 - INVENTORIED TREE (APPROX LOCATION)

A - GROUP OF TREES, CONSIDERED EN MASSE

CHESTERFIELD MEWS

TREE AND LANDSCAPE SURVEY

FAIRFAX, VIRGINIA 1"= 40' SEP 2017

SHEET 11 /

JP Lange Consulting LLC

TREE PRESERVATION - DESIGN - PLANNING

703-283-2338 jplangeconsulting@gmail.com

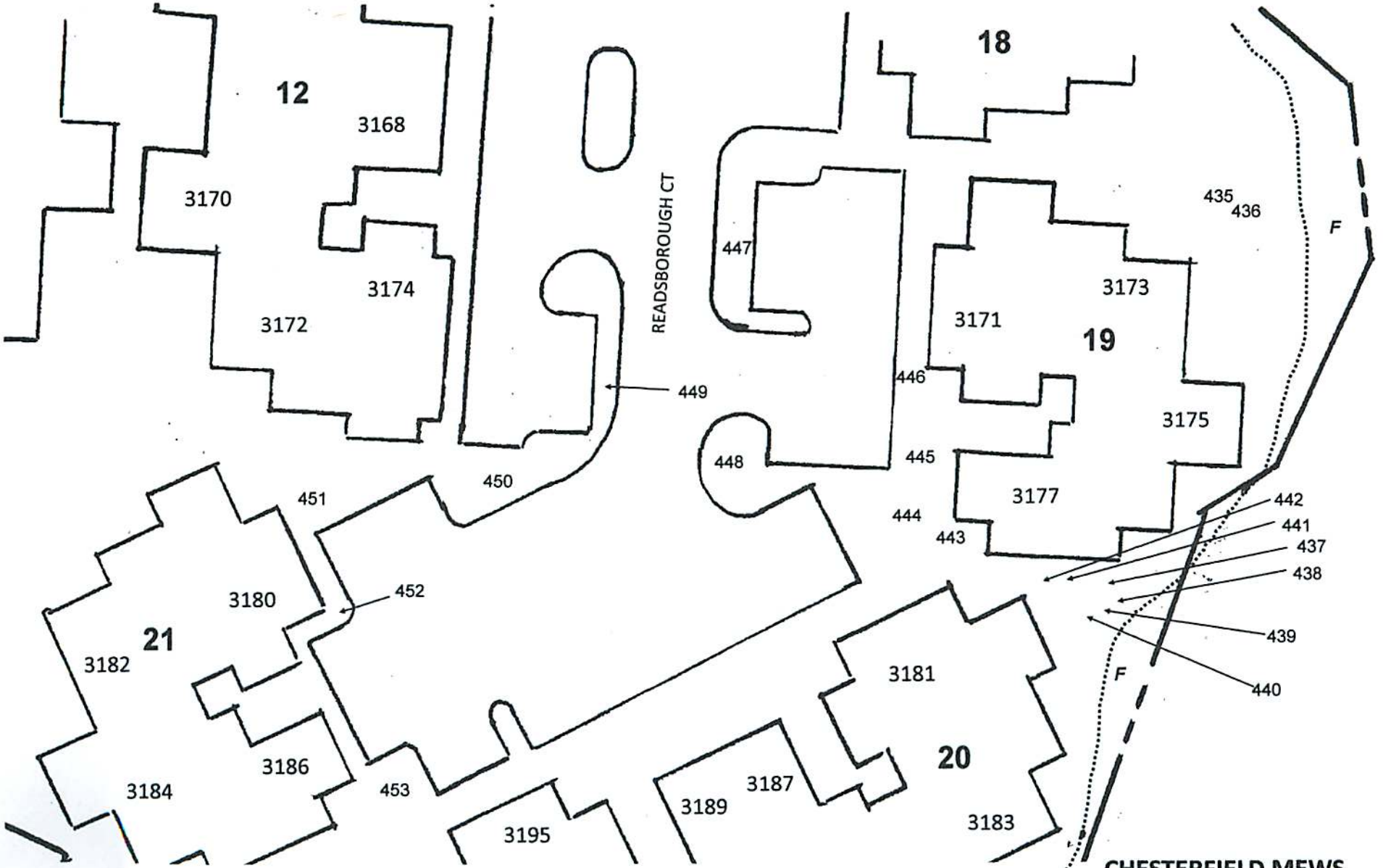

LEGEND

11 - BLDG NUMBER

3161 - CONDO UNIT NUMBER

221 - INVENTORIED TREE (APPROX LOCATION)

A - GROUP OF TREES, CONSIDERED EN MASSE

CHESTERFIELD MEWS

TREE AND LANDSCAPE SURVEY

FAIRFAX, VIRGINIA 1"= 40' SEP 2017

SHEET 12 /

JP Lange Consulting LLC

TREE PRESERVATION - DESIGN - PLANNING

703-283-2338 jplangeconsulting@gmail.com

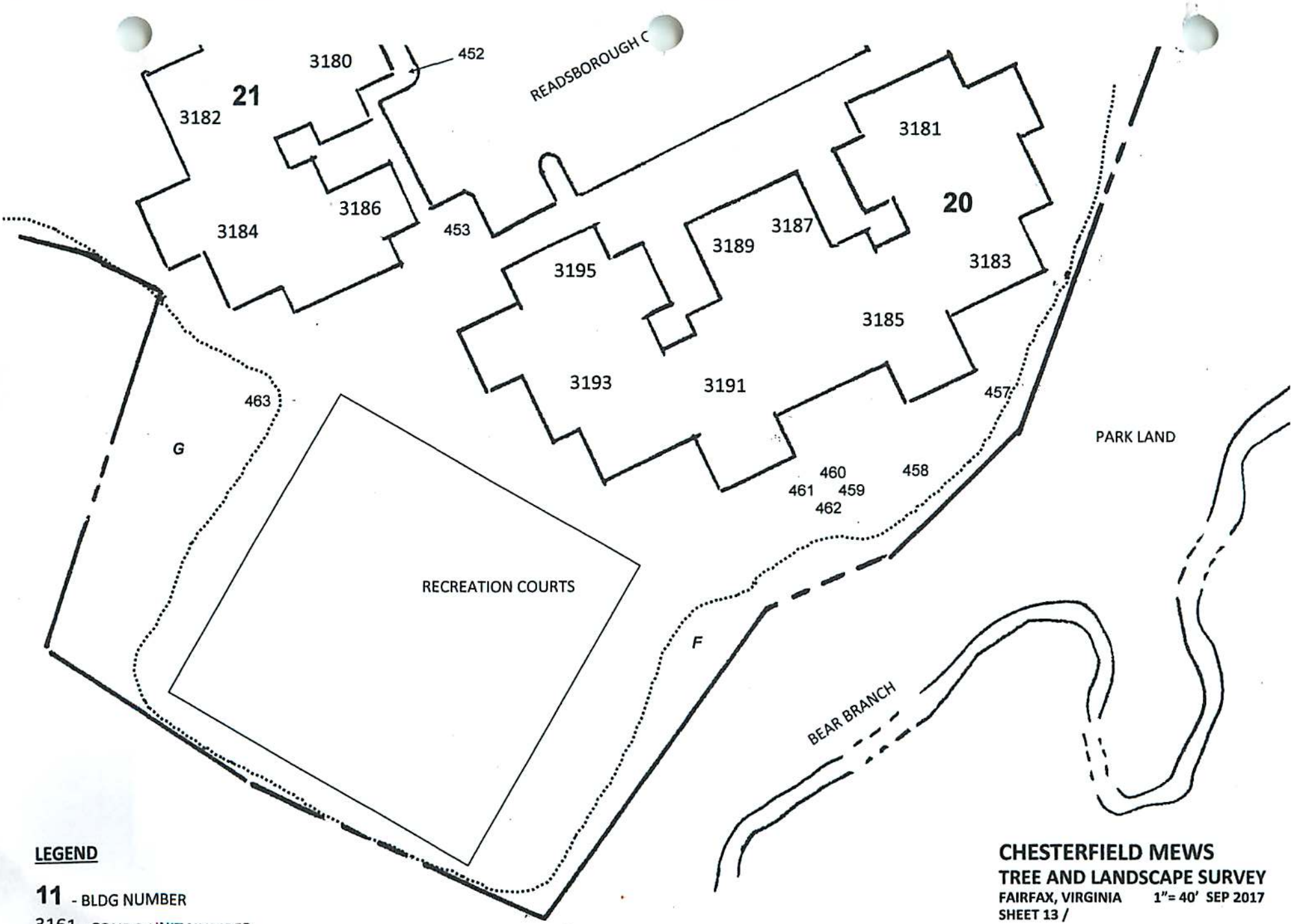

LEGEND

11 - BLDG NUMBER

3161 - CONDO UNIT NUMBER

221 - INVENTORIED TREE (APPROX LOCATION)

A - GROUP OF TREES, CONSIDERED EN MASSE

CHESTERFIELD MEWS

TREE AND LANDSCAPE SURVEY

FAIRFAX, VIRGINIA 1"= 40' SEP 2017

SHEET 13 /

JP Lange Consulting LLC

TREE PRESERVATION - DESIGN - PLANNING

703-283-2338 jplangeconsulting@gmail.com